


Dragcon 14 Model Car & Truck Contest!

**Winner of the Best Ford Mustang Model was Fred McKee
with his 1970 Mustang Mach 1 Twister Special.**



**SMAS thanks the following sponsors for their
support of Dragcon 14:**

**GRAHAM CONSTRUCTION • TRIMAC TRANSPORTATION
R/C HOBBYWORLD INC., SASKATOON • A1 LOW COST ACCOUNTING
THE VOY RESTAURANT • SASKATOON MUSTANG CLASSIC FORD CLUB**

This Meeting – Wednesday May 7th

Next Meeting – Wednesday June 4th

THE EXECUTIVE PAGE

PROGRAMME FOR THE MAY MEETING

- 6:30 - 7:30 pm** Socialize, Bring & Build.
- 7:00 pm** Review and discuss paints other than the conventional "model paints" that have become available and which are suitable for the hobby. A survey will be circulated to see what paints are in popular use. This is being done to assist the owner of a possible new store.
- 7:30 pm** **Business Agenda** (no reason not to continue building at the same time).
Visitors and introductions.
Open Forum:
Old Business: Review Draggins Show. Topics and preliminary schedule for weekend workshops once the Sunday Build sessions are completed.
New Business: SMAS Barbeque. Sponsorship of a Greg Empey Memorial Cup at the GOMBS show in Calgary, to be paid for from the Memorial Fund.
Junior Time.
Reports and Updates: Treasurer.
Models on the Display Tables.
Prize Draw

2014 EVENTS CALENDAR

- May 7th:** Regular club night.
- May 11th:** Sunday Build Group - Rusty Macdonald Library (Lawson Civic Centre) at 1pm. **Please note this is the second Sunday because of the Library's summer closure the following week.**
- June 4th:** Club Meeting Theme Night.
#1: Show Cars.
#2: Comedy and Cartoons.
- July 2nd:** Regular club night.
- August 6th:** Regular club night.
- September 3rd:** Club Meeting Theme Night.
#1: The Battle of Britain.
#2: The Vietnam War
- October 1st:** Fall Time Swap & Sale!
- October 11th:** GOMBS Modelfest 2014 at the Forest Lawn Legion in Calgary.
- November 5th:** Annual General Meeting
- December 3rd:** Club Meeting Theme Night (themes to be announced).

SHOPPING CART

Loaded this month by *Dave Hill* and *Colin Kunkel*

In **Humboldt** there is one of the **DOLLAR STORE WITH MORE** shops frequented by *Dave Hill*. He passed on the following find and information amongst the miscellaneous and travel accessories. What the **Photos 1 to 3** show are the package and contents of "Eurospa Interdental Brushes" with a claim on the label they are ultra thin. Turns out the claim is true which makes them just perfect for cleaning the business end of an airbrush. The bristles are very soft so they won't scratch or damage and they work great.



...Continued on page 3

CLUB MEMBER DISCOUNTS

Hobbyworld 

Ph: 306-652-4775
Email: sales@rchobbyworld.com
Web: www.rchobbyworld.com
2723 Faithfull Avenue
Saskatoon, SK S7K 7C3

10%

 **GROUP 2 HOBBIES**

Ph: 306-749-3606
Email: mailorder@group2hobbies.com
Web: www.group2hobbies.com
P.O. Box 339, 279 Bellamy Avenue
Birch Hills, SK S0J 0G0

10%

J&P Hobby Supplies

Toll Free: 1-877-574-6229
Email: jp.hobby@sasktel.net
Web: www.jp.hobbies.com
300 - 13th Street West
Prince Albert, SK S6V 3G3

10%

...Continued from page 2



For many years one of the common items for many model builders has been recycled lids from frozen orange juice containers. Very handy for holding glue or small amounts of paint or the like. Not every household uses frozen juice but *Colin* has come across a suitable substitute at **Dollarama** (**Photo 4**). Although this shows both the metal ring and flat disc used for

sealing preserve jars, what you get in the package is the flat part.

Incidentally there are three of the **DOLLAR STORE WITH MORE** shops in **Saskatoon** and the one on 8th Street definitely has the small brushes.

- Mike Reid



HOBBY SHOPS I HAVE KNOWN

Another article in the irregular series....this one courtesy of *Greg Burke!*



The Red Caboose

23 West 45th St., New York, NY 10036 USA
Ph: 1-212-575-0155 Fax: 1-212-575-0272
Website: www.theredcaboose.com
Email: theredcaboose@gmail.com



DRAGCON 14 - PLASTIC MODEL CONTEST

Even though the **Draggins Show** was later in April this year than previous years, the weather still did not cooperate. Set-up on Thursday was not bad but we woke up to freezing rain and snow on Good Friday. Thanks to the efforts put in by a small group on Thursday, all of the display tables had been transported and set up by the evening. Special thanks to **Wes** for bringing tables in from storage. The only things lacking on Friday were entrants for the contest. A much lower turnout than expected, despite **SMAS** starting publicity much earlier than previously and in more locations.

Although we were located in the north annex again (and that is not likely to change in the future) more people were aware of the display. Obviously returnees to the show knew about it and the banner donated by **Ken** also got people's attention. The banner by itself was not enough though, so before the show closed the Draggins were approached about us setting up a table alongside the entry



corridor as **Tony Calvert** had done last year. The idea seemed acceptable to the Draggins so it is something to plan for in 2015, namely a large table with skirt and electrical power for a work light. Also club members put forward various ideas to “dress-up” the vertical banner with lights so it becomes more eye-catching. Rather oddly for this time of year, the **Dollarama** stores have strings of small, battery powered (Christmas?) lights that could be useful. So pursuing that train of thought, those lights might be useful for a small diorama sitting on the outside table showing part of a short track oval or dirt track?

Just a quick note on the take-down; although the Draggins ask exhibitors not to remove their displays before 11pm, we get going at around 9:30 so we are done and out of there to avoid conflict with all the trailers and cars leaving. Many thanks to everyone that pitched in to help and transport material back to storage at my place. You all know who you are so please give yourselves a pat on the back.

As can be seen from the photos, SMAS not only had conventional vehicles on display but also a good selection of AFV's, aircraft and ships. In fact the tables with ships and **Dave's** large scale **Alfa Romeo** got a lot of attention from visitors. Yes the full size

Draggins Show is a “car” event, but even they have a section for motorcycles. **Bob Aaberg's** AFV collection always gets a good response from visitors - “look at the Army tanks” is a common comment from the younger set.

One of the conversations at the show resulted in **Tom Aydt** providing a web site address where model components are available for heavy truck models; “airtruckmodels.com” lists what appears to the uninitiated to be quite a list of after-market items for truck builders.

Finally thanks to the sponsors who make it possible for us to provide trophies and a special thanks to **Colin Kunkel** who took over the duties of coordinator with the Draggins.

TROPHY NAME

MEMORIAL CUP FOR JUNIORS
 SENIOR SHOWROOM STOCK
 SENIOR SHOWROOM DETAILER
 WORKPLACE AND WEATHERED VEHICLES
 BEST FORD MUSTANG
 THE VOY CLASSIC PLASTIC
 TRIMAC TRANSPORTATION CHOICE
 A1 LOW COST ACCOUNTING CHOICE

SPONSORED BY

SMAS GREG EMPEY MEMORIAL FUND
 R.C. HOBBYWORLD
 MIKE REID
 GRAHAM CONSTRUCTION
 SAKATOON MUSTANG CLASSIC FORD CLUB
 THE VOYAGER RESTAURANT

WINNER

KEITH MAH
 COREY BUECKERT
 FRED McKEE
 COREY BUECKERT
 FRED McKEE
 FRED McKEE
 COREY BUECKERT
 COREY BUECKERT



- Mike Reid

...Continued on page 5



...Continued from page 4



...Continued on page 6



...Continued from page 6



SMAS WEBSITE

Need to find SMAS newsletter back issues? Check us out! You can find them at: www.smasonline.net



AND NOW FOR SOMETHING COMPLETELY DIFFERENT

Modelling and Advanced Physics, by Professor Neurus, U.N.T.

As many modellers have noticed, resin detail parts have a tendency not to fit where they are supposed to fit. Particularly annoying are cockpit and wheel well inserts which invariably are bigger than the space they should occupy, in flagrant contradiction with the dictum that states that two bodies can't occupy the same space at the same time.

This strange phenomena has been observed for years, but was just very recently clarified and given a name by a modeller from **Rancho Palos Verdes, California**: the **"Sanding Event Horizon"**. This identification applies to the particular instance that is reached at a certain point during the sanding procedure. When the part is measured and if it is too big, you sand a bit. If the part still won't fit, you sand some more. But if still far from ideal, you keep sanding very carefully, removing quantum amounts of resin (or sometimes plastic) and after innumerable repetitions and dry-fits, you try once more and the part is still too big. At this time, aware of the known proven treacherous and unpredictable behavior of modelling components, material, tools and the like, you carefully sand away a few more molecules, or even atoms. At this point, something strange happens in the realm of sub-atomic particles. Suddenly you reach the Sanding Event Horizon where the part (inexplicably) is too small and is now rattling around instead of fitting snugly in the space where it should go. It is exactly the same way that matter, on reaching the event horizon of a black hole, is irreversibly sucked in and can't go back. Physicists are now turning their attention to related phenomena, such as the (self explanatory) **"Glue Amount Event Horizon"**. Also under investigation is the **"I Should Push a Bit Harder Event Horizon"**. That particular property of construction has caused many fingers to be temporarily immolated on the altar of Styrene, the Greek Goddess of model making.

Sent to me by a friend, pen (e-mail) pal and co-modeller in California.

- Chris Parsons

PAINT PALETTE

Here is a product that probably has its place when used in accordance with the manufacturer's instructions. The label states *"for use on metal, fibreglass and more"*, but that *"more"* does not include the polystyrene plastic from which regular plastic kits are moulded. At least not on the samples that I tested. This primer is aggressive and attacked the surface causing it to craze, so it is definitely one to avoid for usual applications. But it may have a place where resin castings are concerned, specifically for complete models made from urethane or other resins. On small parts such as cockpit and wheel detail sets, painting is not normally a problem because they are not subject to handling or masking when in place, meaning that most paints will work. My experience is those same paints do not stick well enough to resin where things such as masking are involved. Since the label on the can specifies *"fibreglass"* it is a good guess that it will be just right for resin. Some tests before the June meeting should reveal if that is a good guess or not.

- Mike Reid



SMAS Executive

Mike Lewis - President
Ph: 306-262-6421
Email: mlkitcheninstall@gmail.com

Brad Boyle - Vice-President
Ph: 306-956-0646
Email: b.boyle@sasktel.net

Rick Hales - Treasurer
Ph: 306-933-2938
Email: richale@sasktel.net

Printing Courtesy of

mister print

1-306-934-7575
619 - 8th Street East
Saskatoon, SK Canada

Mike Reid - Newsletter Editor • Ph: 306-477-1927 • Email: minreid@shaw.ca

SMAS meets on the first Wednesday of each month at the Parkridge Centre, 110 Gropper Crescent, Saskatoon (off Fairlight Drive), officially starting at 7:00 p.m. Any suitable material received for the newsletter on the Sunday before the meeting, stands a very good chance of being printed for that issue.

