



# The Plastic Whittler



## Our Next Meeting:

Our next meeting will be on **Monday, May 19th, 6:30 pm**, at HobbyTown USA. ! As usual we'll wrap up at 8 PM to Logan's for dinner.

## News & This Issue

Another large issue of *The Plastic Whittler!* And that's thanks to several contributions from various individuals. I really appreciate it ! Keep it coming!!!!

**Jack Bruno's Latest Armor Article: Sherman 105:**  
See Page 2

**Our Last Meeting:** Pages 4 to 9 show a series of photos and a list of who brought what. Page 10 is an article by Bob Colbert on what he had hidden at the last meeting!!!!

**For Info on The HobbyTown Show & Clinic:** See page 23.

**A Couple of Wee Bits worth a look:** Gary Thomas sends a photo of the instrument panel of a Greek F4

UPCOMING EVENTS	DATE
IPMS/Atlanta	5/10/2014
IPMS/Louisville	5/17/2014
ScottCon IPMS Warner Robins	6/7/2014
IPMS Nationals—Hampton, VA	8/6-9/2014
IPMS/Piedmont R-XII Regional	9/19&20/2014
<b>IPMS/AMPS/ Chattanooga Scale Modelers Association MODELCON</b>	<b>2/6&amp;7/2015</b>
IPMS Middle TN	11/15/2014
<b>IPMS Chattanooga MODELCON</b>	<b>2/6-7/2015</b>

The Monthly Newsletter of:  
IPMS/AMPS/Chattanooga Scale Modelers Association  
Lynn Petty - Chapter Contact  
hlpetty@comcast.net

<http://www.chattanoogascalemodelers.com>  
Mike Moore—Webmaster

Phantom. Mike Fiore sent a great little true story about two B17's. See page 16..

**Atlanta ModelCon:** A brief report begins on page 11.

**Tom Gaston's B24 Project:** See Page 17

**Ben Builds a Tank !!:** See Page 19 Nice technique for Rustoleum

**Jack Bruno goes to the Baton Rouge Cajun ModelFest** See Page 21

**HobbyTown Build Day and Contest** See Page 23

***Other Show Flyers Somewhere in Between!***

Middle Tennessee Modelers Association has become a chartered chapter of IPMS. The newest chapter of Regions III is #03-48 IPMS/MTMA Cookeville. They are still going by the Middle Tennessee Modelers Association on the show flyer and all other locations. Dave Bowers passed me the news later in April. They have been considering the advantages and hope this will attract more aircraft and armor modelers to their shows. Look for them to have anew club logo in the future.

# 1/35 TAMIYA Sherman 105

By Jack Bruno

Hello My Tennessee Model Buddies.....



I'm taking a break from looking at one of the more recent Porn DVD's that I picked up and thought I'd letcha take a peek at my most recent completion. This is a 1/35 TAMIYA Sherman 105 that I picked up at the Regional in January.....believe me, I opened the box and had it done in two days.....really.....I'm that fast, just ask.....well, maybe not.....It is a VERY easy kit to build and I used some leftover LEGEND Stowage from another project and swapped out the kit 105 gun mantlet with an old VERLINDEN one I had laying around (I think it's older than my kids).....The Tarp is tissue soaked in (dipped) in water and white glue.....some real tree bits.....and green putty. I painted it with TAMIYA and VALLEJO using my all powerful GREX Tritium. For an added thrill, I was thoroughly stimulated by a Concert off you tube of Black Sabbath from 1975, one of the Tour's I saw.....times goes by easily ;) I used a few Oil washes and dry brushing with oils.....sealed with VALLEJO matte. The key is the pigments. Jack, from TENN Hobbies, had some tins he was getting rid of and I picked up sev-







eral. I usually apply it with a big brush in quantity.....I use a eye dropper and apply a SMALL amount of TAMIYA Thinner to seal the deal.....There you have it! It will be in Baton Rouge next month and then off to it's new home!!!

Love You.....Miss You.....See you all soon!!!!  
Your Yankee Italian Buddy ;)



1	Dave Blackwell	1/72 Revell Gato Class USS Growler & 1/72 Roden C-123B Provider (in box)
2	Ben BonVillain	
3	James Burton	1/35 Tamiya/Kitbash M60A2 W.I.P. & 1/35 Commander Models MBT-70 W.I.P.
4	Phil Chandler	
5	Bob Colbert	
6	Mike Fiore	
7	Horton Herrin	1/72 Revell A-4 VA-164 & 1/72 (?) X-15
8	Don Hixson	1/24 Scratch built Calvin Smith ferry tug
9	Ted Ladd	1/48 Monogram F-16A Arctic Bandit
10	Jeff Mattheiss	
11	Mike Moore	Seam Filling Demo
12	Lynn Petty	1/72 Hasegawa He-111 Balloon Cutter W.I.P.
13	Rodger Price	1/8 Modified IROC Z-28 & 1/8 Scratch built '40 Coupe chassis
14	Emmanuel Roland	Photos
15	James Ruiz	1/35 DML Panzer I w/Flak 30 & Scratch built Pine Tree
16	Dave Scott	Large Photo Book / Civil War Battlefields
17	Jason Seneker	
18	Ed Sunder	1/48 Monogram A-4 w/KMC Resin additions
19	Roger Trochelman	1/50 Constructo USS Enterprise Double Plank Ship W.I.P.


# Photos from our last meeting

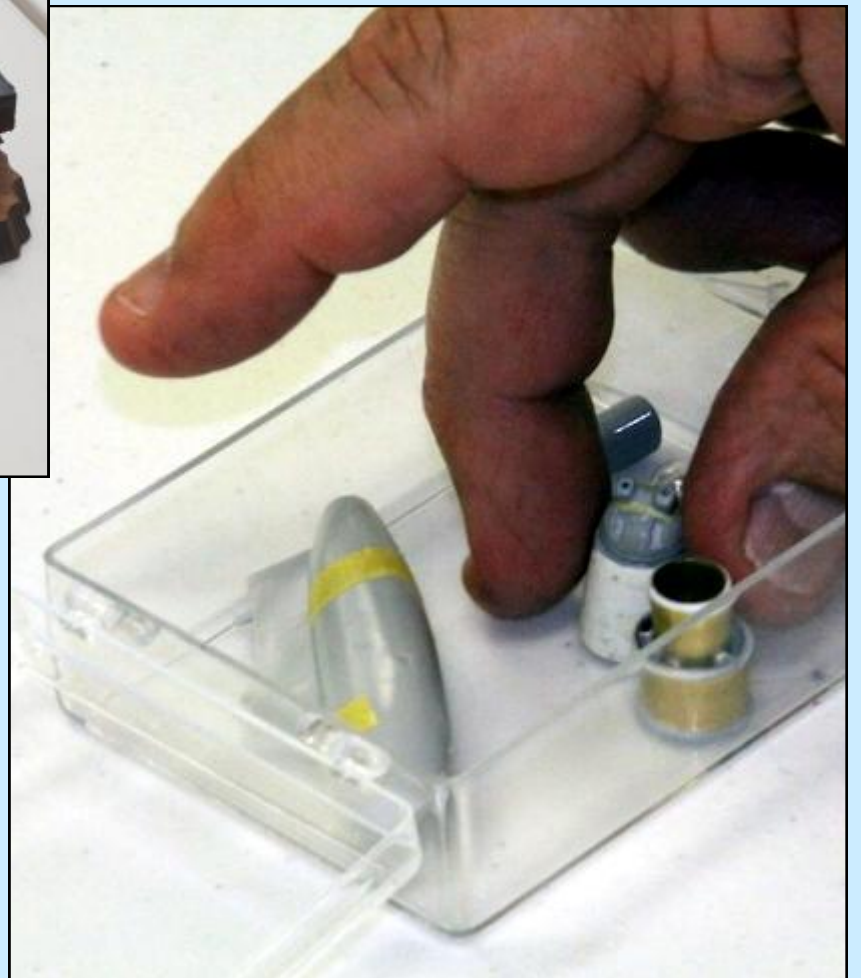
























## It's Good Thing Ben Won A Trophy at Atlanta



## In Progress - AP-2H

Bob Colbert did not get to tell everyone the full story on the in progress pieces he brought to the last meeting. He provided me with the following information:

*“Four Navy SP-2H (P2V-7) Neptunes were converted in 1966 to TRIM (Trails Roads Interdiction Mission) configuration and redesignated AP-2H. They were used for night interdiction of NVA truck convoys on the Ho Chi Minh Trail. There has never been a complete conversion set to make an AP-2H from the Hasegawa Neptune kit, so you pretty much have to scrounge what you can and scratch-build the rest.*”




The brass & styrene part is one of the noise suppressors for the two J34 jet pods on the AP-2H. It will attach to the outside of the pod with five brackets around the exhaust nozzle. It consists of two coaxial sections of

brass tubing connected by styrene angle. Half round styrene strip simulates the beading at each end of the cans.

The second item started life as a *Quickboost* resin A-3 Skywarrior tail turret. It has been highly modified to replicate the Emerson twin 20 mm tail turret on the AP-2H. I screwed up the turret canopy from the Falcon triple conversion set, so I made a pattern and vacuformed my own.”

To vacuform the canopy Bob tells me that, “the clear sheet stock was K&S 0.015” thick co-polymer (a.k.a. Vivak or PETG) from Hobby Lobby. The undercut problem on the underside of the bubble was solved by positioning the pattern at an angle to the horizontal (bubble-end high) so that when the hot plastic sheet was flipped over, the bubble would punch into it first. This resulted in a clean draw over the undercut area without any wrinkles, but I had to trim it in place to get it off of the pattern.”



When finished, there will be a complete gunner's station inside.



# ATLANTA CON

Always a good show! The last weekend Atlanta held it's show once again in the Lockheed Union Hall. A source at the front told me they had 350 models entered in the show. The following pages show a few of the highlights from this show. which is always recommended for a good time.. Lots of IPMS Chattanooga members were present. The room was divided up with about 2/3 of the space devoted to vendors and the remaining 1/3 for the model display area



# ATLANTA CON

2014



## Model Show

Lockheed Martin Local Lodge 709  
1032 South Marietta Parkway  
Marietta, GA 30060

**Saturday, May 10, 2014**  
**9:00 a.m. to 5:00 p.m.**

Food and beverages will be available for purchase  
All proceeds supporting Guide Dogs of America



For additional information go to: <http://ipms-atlanta.org/>  
Contact: Bill Johnston at ([bjnga1952@gmail.com](mailto:bjnga1952@gmail.com)) ph. (678) 308-7308





Ken Niles entered a beautiful little Wildcat that had multiple shades of oils over the base colors to result in a very nicely done model!



This modeler wore his display base into and out of the show!!!

**ATLANTA CON**

2014

**Model Show**

Lockheed Martin Local Lodge 709  
1032 South Marietta Parkway  
Marietta, GA 30060

**Saturday, May 10, 2014**  
9:00 a.m. to 5:00 p.m.

Food and beverages will be available for purchase  
All proceeds supporting Guide Dogs of America

IPMS ATLANTA

For additional information go to: <http://ipms-atlanta.org/>  
BRI Johnson at (404) 527-0000 or (404) 527-1318





The Atlanta group also helped to dispose of Dr. Bob Sigman's giantnormous collection of model kits and tools. He unfortunately died of Pancreatic cancer in February. He obviously loved the hobby and had been an accomplished modeler for a long time. This was a feeding frenzy like few I've seen before!!!!

Also there was a nice collection of items in the raffle area





# Counterfactual Spruce Goose in 1/72



This model dominated the table it was on. Yes that is a 1/72 scale B-29 "Washington" in front of it. An A-Model kit based model built in a "what-if" scheme as a US Navy PBH-10 complete with nose art! The B-29 Washington (Postwar B-29 used by the RAF (real story!) placed next to it shows the enormous size of Mr. Hughes aircraft!




**ATLANTA CON**  
2014  
**Model Show**  
Lockheed Martin Local Lodge 709  
1032 South Marietta Parkway  
Marietta, GA 30060  
Saturday, May 10, 2014  
9:00 a.m. to 5:00 p.m.

Food and beverages will be available for purchase  
All proceeds supporting Guide Dogs of America

IPMS Atlanta

For additional information go to: <http://www.atlanta.org>


IPMS Atlanta Atlanta Chapter of the International Plastic Modelers Society	
CATEGORY #	112
CONTESTANT #	14079
ENTRY NUMBER	1323
SUBJECT:	PBH-10
SCALE:	1:72
KIT:	A-MODEL
OUT OF THE BOX?	<input type="checkbox"/> YES <input checked="" type="checkbox"/> NO
If NO, work performed	
- ADDED TURRETS	
- DECALS	
- ADDED RADARS	
- ADDED OBSERV BUBBLES	





# Skyraiders Could Drop Anything

Not at all a Counterfactual Build! Google it for the complete story. Yes that is a toilet under the wing!!!!



**ATLANTA CON**

2014



**Model Show**

Lockheed Martin Local Lodge 709  
1032 South Marietta Parkway  
Marietta, GA 30060

**Saturday, May 10, 2014**  
9:00 a.m. to 5:00 p.m.

Food and beverages will be available for purchase  
All proceeds supporting Guide Dogs of America

IPMS Atlanta

For additional information go to: <http://ipms-atlanta.org/>  
or call: Bob Johnson at 404-875-5222 or email: bobjohn@ipms-atlanta.org



## B-17 Pilot Glenn Rojohn “Piggyback Hero”

MOVIES HAVE ABSOLUTLY NOTHING ON REALITY

Mike Fiore is one of our members who attends regularly. At the last meeting a discussion arose while we were at Logan’s enjoying our after meeting meal. One of the more incredible stories was that of the piggyback B-17’s. He provided me with a printed copy of the event described when we met again on the Hobby-Town USA build day. From his print I was able to find the link below. It is truly a story worth a few minutes of time to read! ENJOY!!!

<http://asmba.typepad.com/veterans/2009/01/b17-pilot-glenn-rojohn-piggyback-hero.html>



## Another From my friend Νίκος who is a H.A.F. hydraulics mechanic in Athens. Greece

Gary Thomas

Greek Phantoms are among the rarest photographed, then interior photos of the same are even more rare. The H.A.F. fly a version that is highly upgraded including with F-18 type radar! Note the additions in the front office!!!



# B-24 “Bottoms Up”

Here’s some photos of Tom Gaston’s latest project. This is something he built on assignment as a presentation piece. It is for the Bandy Center at Dalton College as part of their traveling WW2 display of Georgians who participated in WW2 ,He was given a few photos of the original airplane, the unit patch and little else to go from. He built it from the beginning as a diorama reminiscent of those that Shep Paine did in the 70’s from Monogram with the exception this time Tom worked in 1/72 scale using the old Minicraft B-24 as a



**Top Photo: The Original Plane**


**Bottom Photo: Similar View of Tom’s Model**

starting point.

The model will be delivered on May 13th and will not be at any of our future meetings or entered in any IPMS shows. Some of you may remember him bringing some information and the basic kit to a club meeting a few months ago. He was discussing some unusual marking needs to complete the project. He already had sourced the “*Bottoms Up*” pinup art and other markings needed. The small Panther on the white square was another need. To make that marking on the Port side of the B-24 we copied the panther above



on the left and striped away the red circle. From there we made the basic decal sheet from an ink jet printer sizing the panther to fit the model. Tom painted the white square for the Panther to land on. (We made extras just in case!!!)



The Completed Diorama

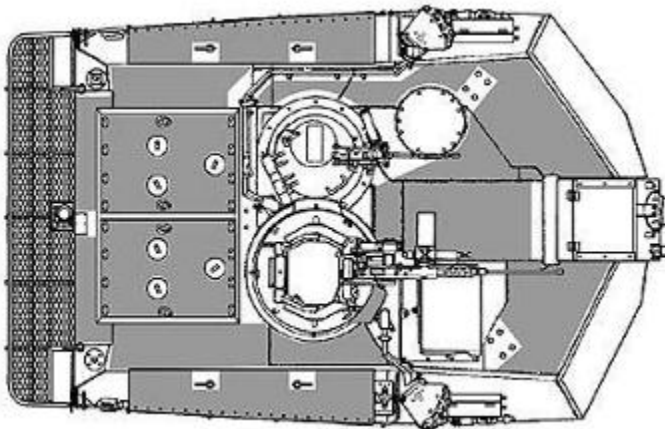
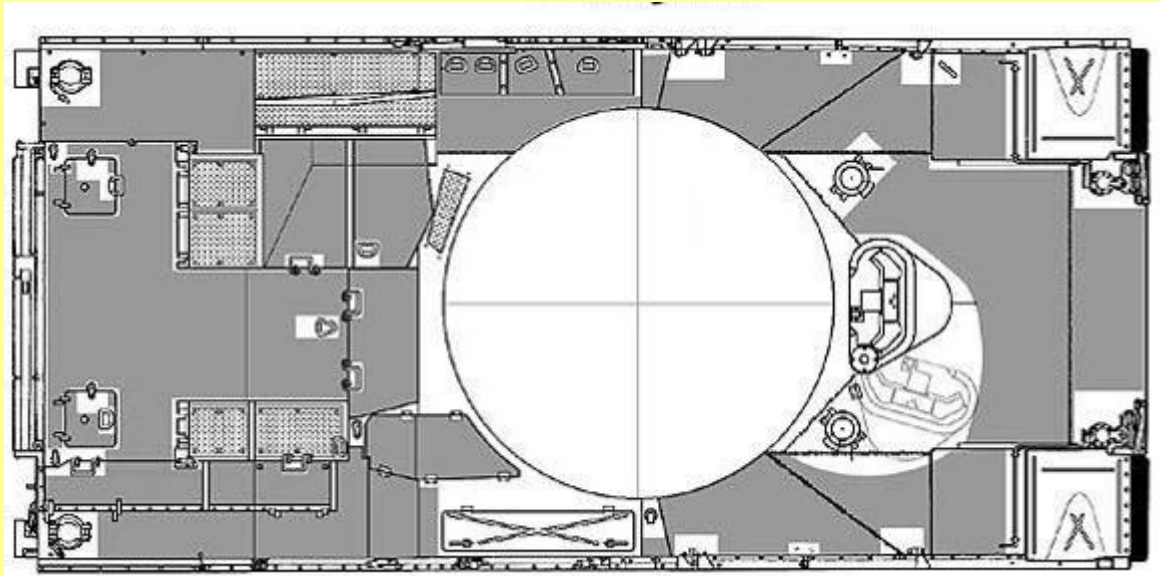


# M1A1 Abrams - Rust-Oleum Anti Skid Treatment

By Ben Bonvillian

Hi Guy's,

I recently got interested in armor modeling and got the Tamiya 1/35 M1A1 Abrams. It's my second armor kit. After reading about the Abrams and looking at pics of it, I had to have the anti-skid texture that the Tamiya Abrams lacks which the Abrams has on top of the turret and hull. I was trying to figure a way to do it when I remembered I used Rust-Oleum (R-O from here on) textured paint for the Base of my F-15I eagle I did. Well, I decided to give it a try, so I went to Lowes and looked at the different R-O textured paint they had, the caps have what the textures feel like and I decided on one that was not to smooth and not to rough either. It took me about 2 hours to mask everything off. That being done, I then





sprayed light coats of R-O textured paint and let it sit for about an hour. I pulled of the masking tape and some liquid masking I used on really small spots and there it was. Anti-skid texture on my Abrams which brings it to up to date standards.



A view showing the texture on a real Abrams Tank



EDITOR'S NOTE

Ben plans to bring his completed model to our meeting in May



RUST-OLEUM -It's not just to prevent rust



# Baton Rouge Cajun ModelFest

By Jack Bruno

One of the pluses of having a son going to college in another State is what???? MODEL SHOWS!!!! Ron Thorne and I were planning a trip to attend a Show in New Orleans. But, having been to NAWLIN'z only a few months before, we decided to hit the Baton Rouge Show on April 12th. This was a Godsend because I was able to drop my #2 Son, Nick, off on campus to visit his brother (my #1 Son, Jim) for a month. Jimmy is



getting his PhD soon and it was a great opportunity for Nick to GET OUT OF THE HOUSE for a bit ;) Again, we saved three hours of driving because this event was held right on the LSU (Geaux Tiger's) Campus in the Agriculture Building that looks just like a Barn. Early on the 12th we got up and off we went to unload the truck and set up the two tables. The place was very hard to find as the fog was ever so present and we were to look for the BIG Auditorium with the Green Roof.....but we could not SEE!!! However, after a few circles we found the place and to be honest, it looked like a real pooch. Boy, I was surely surprised! kits were flying' off the table and i entered my stuff just to participate. BUT, the quality started going up and I was no longer thinking this was a cake of a Show. These guyzz are good. Stuff to eat was on hand and we really had no time because it really was

busy. I judged a few category's for them and entered the raffle to pass the time before the Awards. Needless to say for \$20 I got "the reach". This is when you take the raffle tickets and open your arms as wide as you can. Your wingspan determined the total tickets you had.....something I'd like to see us do for the November Show. One of the Judging thingies they do I really am not a fan of. They have LIMITED SWEEPS, which is any modeler can win TWICE per category. Hey, when in Rome. But it works for them because they like to award the models, not the modelers. Anyway, I won a BUNCH in the raffle and traded it for ARMOR ;) The Contest? I ended up with a First for my JS Illm, a Second for my King Tiger and a Third for my Stug III Ausf. G (late). Also, the JS Illm took Best Armor. I was very pleased because there was some great stuff out there. I have to say Ron did GREAT at his table and it made the trip (and April) well worth it. The Baton Rouge Club has it going on! It is also one of the older chapters and the people were just soooo nice. We are in again for next year!!!! Well worth it and in a really cool place. The cuisine is amazing so why not take your wife/girl buddy/gay lover with ya next time. You can room with Stoner and Mad-dog ;) Oh, and NO TOLLS!!!! Give this one HIGH MARKS!!!!



JB





# HobbyTown Contest and Build day

Several of us spent the day at HobbyTown both building models and helping host the contest there. Here are photos that Emanuel took to show you the flavor of the event.



CATEGORY:	SUBJECT:	MODELED BY:
Best in Show	Jeep Rubicon	Allen Pittman
Best Paint	70 Chevy – Old Rust	Jason Scruggs
Best Junior	B-17G	Clay Lawrence
Best NASCAR	Trio of Entries	Christopher Lawrence
Best Muscle Car	Roadrunner	Wayne White
Best Diorama	German Field Hospital	Allen Pittman
Best Street Rod	41 Willys	Allen Pitman
Best Ship	Ships Cross Section	Roger Trochelmann







**HobbyTown Contest and Build day**



IPMS/GEN R. L. SCOTT AND THE MUSEUM OF AVIATION  
ARE PROUD TO PRESENT:

# SCOTTCON 2014

JUNE 7, 2014

0900 - 1700

THIS YEAR'S THEME:

# D-DAY + 70

MUSEUM OF AVIATION

WARNER ROBINS, GA

OVER 40 CATEGORIES

AND SPECIAL AWARDS!

Entries: Adults-\$12.00 (Includes 5 Models)

Additional Models-\$1.00

Juniors (under 17) - \$5.00 (Unlimited Models)

IPMS Members Receive a \$2.00 discount!

For More Information:

<http://ipmsrlscottcontest.webs.com/>

[wlpaul@bellsouth.net](mailto:wlpaul@bellsouth.net)

Vendor info:

[wlpaul@bellsouth.net](mailto:wlpaul@bellsouth.net)

(478) 929-3210



2014  
IPMS/Louisville  
Invitational  
Contest


May 17, 2014

9 a.m. to 3:30 p.m.

3821 Hunsinger Ln,  
Louisville, KY  
40220

***D-Day***  
*The Invasion of*  
*Normandy*

70<sup>th</sup> Anniversary



Show Contact information:

Dr. Terry Hill

[thill35434@aol.com](mailto:thill35434@aol.com)

Vendor Contact

Dave Crouch

[dcrou@bellsouth.net](mailto:dcrou@bellsouth.net)

Entry fee: \$10(\$8 for IPMS/USA members with card) which includes the first two models, \$1 per model after the second.

Juniors: (under 18) Flat \$5. General admission: \$2

[www.MMCL.org](http://www.MMCL.org)





# The IPMS USA 2014 50th Anniversary National Convention



**August 6-9, 2014 at the Hampton Roads Convention Center  
Hampton, Virginia**

*Hosted by IPMS Tidewater*

*Celebrating Modeler's Skills to Build*



**The 2014 National Convention will be held in a new facility centrally located in the Hampton Roads area**

- Convenient - Just off I-64 and Mercury Blvd
- Over 450 Vendor Tables
- Over 100,000 sq. ft. of display/vendor space
- Loading Dock Supports All Exhibit Halls
- Convenient Utility Hook-Ups
- 3,500 Free parking spaces available
- Easily accessible on-site food service available in the Vendor Area
- Wi-Fi Connectivity in Pre-function Area

The Embassy Suites Hotel (757-827-8200), adjacent to the Hampton Roads Convention Center, is the contest Flagship Hotel. Five additional hotels, all within 1/2 mile of the Center, have been contracted to serve our convention guests:

Courtyard Marriott	1(800) 321-2211
Springhill Suites	757-310-6333
Hilton Garden Inn	(same as Springhill Suites)
Red Roof Inn	757-838-1737
Days Inn Hampton	757-826-4810



[ipmsusa2014.com](http://ipmsusa2014.com)



## Registration & General Information

<b>Convention</b>	Adult <b>\$40.00</b> (Pre-registration)
<b>Registration:</b>	Adult <b>\$45.00</b> (After Jun 30, 2014)
	Junior (< 17) <b>\$25.00</b>
<b>Vendor</b>	Regular Table: <b>\$75.00</b>
<b>Registration:</b>	Preferred Area Table: <b>\$100.00</b>

No Waiting in Line - Pre-registered guests will receive their convention badge in the mail.

### Banquet Ticket: \$45

Menu options will include a Beef, Chicken, Seafood or Vegetarian Entree. Special Dietary Options available with advance request.

## Tours

Tours are currently scheduled for the Ft. Eustis U.S. Army Transportation Museum, The Newport News Mariners Museum, and the U.S. Marine Corps Museum in Quantico.

## Special Virginia Air & Space Center Social

The Virginia Air & Space Center will host a 50th Anniversary Convention Social and BBQ on Thursday evening, Aug 7. Ticket price: \$30.

Proceeds will benefit the Wounded Warrior Project



## Four Special Convention Theme awards:



### "America's Pony"

- The 1964 Introduction of the Ford Mustang (Best model of any year of the iconic Ford Mustang)

### "Over There"

- The First World War Centennial (Best Aircraft, Armor, Military Vehicle, Diorama, Ship, Figure, or Car of the 1914-1918 Period)

### "The British Invasion"

- The Anniversary of British Rock and Roll Groups Coming to America in 1964 (Best British Aircraft, Armor, Military Vehicle, Ship, Car or Figure  
- judging teams will be augmented by members of IPMS Ipswich)

### "Honoring the Vietnam Veteran"

- Best Vietnam Aircraft, Armor, Military Vehicle, Ship, Figure, Diorama or Space Vehicle of the Vietnam War Era 1964-1975)

## Area Attractions

### Theme Parks

Busch Gardens / Water Country USA

### Historic Sites

Jamestown • Yorktown • Williamsburg

### Museums

Mariner's Museum (USS Monitor restoration) • USS Wisconsin / Nauticus / Hampton Roads Naval Museum  
US Army Transportation Museum • Virginia Air and Space Museum (IMAX)  
Virginia Beach Science Museum • Virginia War Museum

## Convention Contacts

Chairman ..... John Lent ..... [eljefe@ipmsusa2014.com](mailto:eljefe@ipmsusa2014.com)  
Contest ..... Jared Nuss ..... [contest@ipmsusa2014.com](mailto:contest@ipmsusa2014.com)  
Registration ... Chip Jean ..... [registration@ipmsusa2014.com](mailto:registration@ipmsusa2014.com)  
Vendors ..... Mike Mattei ..... [vendors@ipmsusa2014.com](mailto:vendors@ipmsusa2014.com)  
Lodging ..... Tom Jett ..... [lodging@ipmsusa2014.com](mailto:lodging@ipmsusa2014.com)

P.O. Box 1651 Newport News, VA 23601-1651

[ipmsusa50th.com](http://ipmsusa50th.com)





# Chattanooga ModelCon

February 6th & 7th 2015

**CHATTANOOGA TRADE AND CONVENTION  
CENTER**

- Same Location as Last Year
- **NNL Style Judging for automotive entries with our Gold Silver Bronze Format for all other models—Check our Website for Guidelines**
  - Improved Speedier Judging Software
  - 18,000 SF of Carpeted Space
  - Well Lit and Spacious Convention Center
- Same Weekend as the Chattanooga Boat Show

Plans Include:

- Show rate at the convention Hotel
- Vendors can be open for business and registration to begin early Friday afternoon
- Friday Night Hospitality Room
- And more...check out our web site—Updates as plans come together

### Show Hours

Fri 2 - 7 PM

Sat 8 - 4 PM ish

### Vendor Info

8 FT—Tables

\$25 prepay

\$30 late pay

[www.chattanoogascalemodelers.com](http://www.chattanoogascalemodelers.com)



General Contact—Mike Moore [maxwinthrop@yahoo.com](mailto:maxwinthrop@yahoo.com)

Vendor Contact—Jeff Mattheiss [emilyshouse@juno.com](mailto:emilyshouse@juno.com)

