



Butch O'Hare

IPMS / USA



The Monthly Resinator



The Official Newsletter of *IPMS Butch O'Hare* Scale Modelers

April 2014

Spookier Times...



In This Issue:

"Realistic Navigation Lights for Planes and Anything" by Carl Knable, pages 11-12.

Mad-City 2014 Show in Pictures, pages 15-18.

Book Review: "Dam Busters" by John Kaufman, pages 21-22.

Important Stuff:

Next Club Meeting at St. Paul's Church on Friday, April 11, 2014 7:30 pm.

Special Theme: Axis Night

Demo: Postponed Until Further Notice

The AC-47 was a Vietnam era U.S. Air Force C-47 Skytrain that had been modified by mounting three 7.62 mm General Electric miniguns to fire through two rear window openings and the side cargo door, all on the left (pilot's) side of the aircraft. (The first prototypes, however, had a group of up to 10 Browning .50 machine guns instead.)

The guns were actuated by a control on the pilot's yoke, where he could control the guns either individually or together. The AC-47's primary function was for close air support for ground troops, both U.S. and South Vietnamese. Once called into action it could loiter, sometimes orbiting the designated target for hours, providing suppressing fire.

Because it carried over 24,000 rounds of ammunition, the AC-47 was highly unpopular with those on the receiving end of its fire and extremely popular with the troops it flew in support of, who gave it the nickname *Puff the Magic Dragon*. In addition to the miniguns, it also carried flares to light up the night.

Due to the age of its base airframe, the aircraft was very vulnerable to ground fire. Consequently, further gunship designs, the AC-119 gunship and the AC-130 gunship, were developed, based around newer cargo airframes.

Retrofitted AC-47s are still in use in Colombia, where they are successfully operated by the local air force against illegal armed groups. (—Scott AFB)



This particular bird represents "Spooky 71," where John L. Levitow earned his Congressional Medal of Honor on Feb. 24, 1969. It is from the SPOOKY SQUADRON, operated out of Topeka, Kan. I photographed it at the Rockford Air Show, where it sat, waiting to be called upon again.

--Kevin Stover



Our March club meeting was very well-attended, with 35 members present. It was a Build-it Night, and 10 members brought in and worked on kits. We also had 16 members bringing in items for Show & Tell.

The meeting started with John B. discussing the club charter and bylaws, along with a number of items needing attention and revision, such as term limits for the officers, officer responsibilities, and dues. The board plans to have the suggested revisions out to the club in time for discussion at the April meeting. Other items discussed included the purchase of a computer projector, the BOH website, a group build, and theme awards for the next contest.

There was also a discussion about the monthly raffle regarding the number, quality and types of kits being raffled. We are asking all club members to think about these, and give any suggestions you may have to John and the other officers. John also asked for club members to consider volunteering to get trained to serve as our next treasurer after Don's term expires. Please contact John B. directly if you are interested.

Next month, our theme is Axis Night, and Jack Bruno will be giving a demo on weathering treads. Please don't forget to send the officers any thoughts you have regarding the raffle, a group build, theme awards, and a club computer projector. We will report back on these, as well as on club bylaw revisions, at the April meeting.



With **IPMS/USA** membership, you will receive the outstanding *IPMS/USA Journal* six times a year. It includes features on all modeling subjects such as aircraft, armor, automotive, ships, figures--you name it! You will also find listings of IPMS contests, swap meets, hints and tips, and reviews.

Membership also qualifies you to participate in **IPMS/USA** sanctioned contests, particularly our world-famous **National Convention**, held each summer. As a member, you'll also be able to access our online discussion board, where a wide variety of modeling topics are discussed, and enjoy interaction with other serious modelers for help with questions about modeling techniques or IPMS in general. Many hobby shops and model vendors around the country offer discounts to **IPMS/USA** members.

Memberships are available in several types:

Junior: 17 years old or younger, \$12 per year;

Adult: \$25 for 1 year; \$49 for 2 years; \$73 for 3 years

Family: Adult membership plus \$5 (additional membership cards as requested)

Canada or Mexico: \$30 per year

Foreign: \$32 per year (Journal via regular mail) or \$55 per year (Journal via air mail)

Payment Information: Online payment may be made via credit card only.

Applications using payment via check or money order should be printed and mailed to:

**IPMS/USA
Dept. H
P.O. Box 2475
N. Canton, OH 44720-0475**



Downloadable IPMS/USA Application Form. (in PDF, 100KB).

The Display Table



Dan Cicero did an excellent job on this long boat. Finally, another ship builder!



Mike Pikulyk's XP-56 is a rarely seen kit.



Mike's P-35 is an excellent example of how to do a metal finish.

The Display Table



For Navy Night, Stan Kurcz's 1/72 F-8 Crusader was a must-see!



Darren Herde's T-45 Goshawk is a great-looking trainer with vintage yellow wings.



And who could leave out Flipper's role in WWII? Although I think this must have been Flipper's great-great-grandfather.

The Display Table



Kevin Stover could not leave out the French on Navy Night. This 1/48 Dassault Rafale has seen a lot of work on the front lines in Africa these days.



Al Race's Curtis-Wright BFC-2 was a between-the-wars light bomber. It was also called the Goshawk.




Mike Ferguson's F4U-1 Corsair adds to his Navy Night contribution.


The Display Table



I thought Steve Day's N-scale real estate building should have something climbing up its side, ala a 1950s sci-fi movie.



Francesco Cicero's giant scorpion bug is about to dominate Steve's building!



Kurt Gizewski's Warhammer pieces are ready to do battle with the scorpion bug. The building will not fare so well, I think.

The Display Table



Mike P.'s Spanish JU-86 looks ready to go to war on the front line.

Nicolas Cicero's dinosaur diorama is pretty advanced for his age.



Carl Knable's 737-200 was probably the coolest 737 made, if not the loudest.

The Display Table



Carl's SH-2F Sea Sprite helo is always welcome on Navy Night.


This A6-E concludes Mike F.'s Navy Night contribution!



Mike's P.'s XP-55 looks like a modern plane of today. Replace that prop with a turbo fan engine.

UNDER CONSTRUCTION

Frank Ciccarella's Bismarck battleship has miles to go, but its wooden deck is magnificent!



Darren Herde's Fairchild 27 regional passenger turbo-prop is well on its way.

Nick is part of the Navy's outreach program. His class graduates in April. "Watch out for that catapult!"



Can't wait to see Frank Ciccarella's MRAP completed.





Realistic Navigation Lights for Planes or ANYTHING!

By Carl Knable

Raw Materials list:

1. Shiny Mylar foil from Christmas decorations. It is fairly easy to find cheap red and green colored Mylar foil ornaments/ribbons anywhere Christmas decorations are sold.
2. Clear 5-minute epoxy
3. Various diameter brass tubes

Construction:

Cut about a 2-inch piece of brass tube. (diameter should be the same as the nav light you need). Using file and sandpaper, sharpen one end of the tube. Next, insert the dull end of the tube into a finger drill (the finger drill gives you something to hold on to while punching out the foil circles). Use the finger drill to punch out the foil.

I usually push down and twist. I will also do this several times, forcing a few foil cutouts up into the cavity of the tube. Next, take the tube out of the twist drill, and using a suitable diameter piece of wire (paper clips work well), push the wire into the dull end of the tube, and force the foil circles out.

Next, tack the foil circles on a stiff piece of cardboard (I use double-face tape). Usually, I will do about 20-30 cutouts of each color and mount them on the cardboard. The final step is to mix a little (about a drop each of hardener and resin) 5-minute clear epoxy. Then place a little of the epoxy on the end of a toothpick, and begin dabbing each of the small circles.





Try to keep the epoxy on the circle. This takes a little practice and you will get some rejects, but done right, the epoxy will bead up on the circle, forming a "lens."



After the epoxy dries, the individual lights can be removed from the tape using the tip of an Xacto knife. I use a toothpick to place a little dot of white glue on the aircraft, and then use water to wet the end of another toothpick to pick up the light.

The lens of the light will stick to the toothpick via surface tension. Then carefully place the light on the glue dot. The glue dot breaks the surface tension, and the base of the light will stick to the aircraft.

Let me know if this helps or if it just confused you! -- Carl

JOIN/RENEW BUTCH O'HARE SCALE MODELERS

Name: _____ Telephone (____) _____

Address: _____ E-mail: _____

City: _____ State: _____ Zip: _____

IPMS Membership # _____ Exp. Date: _____

Additional Family Members: _____

What do you build? (circle one or more)

Aircraft Armor Autos Sci-Fi Ships Figures Dioramas

**Send To: Butch O'Hare Model Club
7513 W. Roosevelt Rd.
Apt. A103
Forest Park, IL 60130**

Dues: \$20 per year. Make checks payable to the Butch O'Hare Model Club.

NEW MEMBERS: Jan-Mar \$20; Apr-Jun \$17; Jul-Sept \$14; Oct-Dec \$9



Local Hobby Shops



- **Al's Hobby Shop**..... 121 Addison St., Elmhurst, IL, 630-832-4908
www.alshobbyshop.com
- **Chicagoland Hobby**..... 6017 N NW Hwy, Chicago, IL, 773-775-4848
<http://www.yellowpages.com/chicago-il/mip/chicagoland-hobby-inc-23073935>
- **Forever Timeless**..... 4438 W. Belmont Ave., Chicago, IL, 773-545-6959
<http://www.city-data.com/businesses/218387017-forever-timeless-hobby-shop-chicago-il.html>
- **Des Plaines Hobbies**..... 1468 Lee St., Des Plaines, IL, 847-297-2118
<http://www.desplains hobbies.com/store/>
- **America's Best Hobby**..... 865 Maplewood, Itasca, IL, 630-467-1102
<http://www.americasbesttrain.com/>
- **La Grange Hobby**..... 23 S. La Grange Road, La Grange, IL, 708-354-1220
<http://lagrange.patch.com/listings/la-grange-hobby-center>
- **Ron's Mundelein Hobbies**..... 431 N. Lake St., Mundelein, IL, 847-949-8680
<http://local.yahoo.com/info-17171034-ron-s-mundelein-hobbies-mundelein>
- **M & Models**..... 9329 S Cicero Ave., Oak Lawn, IL, 708-423-7202
<http://www.mmodelstore.com>
- **Past Time Hobbies**..... 9311 Ogden Ave., Brookfield, IL, 708-485-4544
<http://www.pthinc.com/>
- **Greenfield Hobby**..... 6815 W. Layton Ave., Milwaukee, WI, 414-281-1800
http://www.greenfieldnewsandhobby.com/about_us.html
- **Oakridge Hobbies & Toys**..... 7511 Lemont Road, Suite 100, Darien, IL, 630-435-5900
<http://www.oakridgehobbies.com>

This Month in *Military* History

April 10, 1942 – The day after the surrender of the main Philippine island of Luzon to the Japanese, the 75,000 Filipino and American troops captured on the Bataan Peninsula begin a forced march to a prison camp near Cabanatuan. During this infamous trek, known as the “Bataan Death March,” the prisoners were forced to march 85 miles in six days, with only one meal of rice during the entire journey. (TDMH)



April 24, 1951 – U.S. Air Force Captain Joseph C. McConnell, 51st Fighter-Interceptor Wing, qualifies as the sixth “double ace” (10 kills) of the war. (TDMH)



UPCOMING EVENTS

April 12, 2014

Surgicon 20

The Euclid Room
2540 E. Euclid Ave. [Map](#)

Des Moines, IA

[Aimee Wright](#) 515-291-3395

June 14, 2014

OMACON 2014

Strategic Air and Space Museum
28210 West Park Highway [Map](#)

Ashland, NE

[Scott Hackney](#) 402-861-1999

April 26, 2014

Fleacon 10

Landmark Aviation, Eastern Iowa Airport
3411 Beech Way [Map](#)
Cedar Rapids, IA

[Charles Kucera](#) 319-389-0877

June 21, 2014

"Spring in the Pines" Model Contest

Eagle River Snowmobile Derby Track

Eagle River, WI [Map](#)

[James W. Unger](#) 715-420-0072

June 7-8, 2014

Heartland Model Car Nationals

Overland Park Convention Center
6000 College Blvd. [Map](#)

Overland Park, KS

[Robert Perillo](#) 816-729-6159

June 21, 2014

MOSS CON 2014

The White House Theater
2255 Gretna Road [Map](#)


Branson, MO

[Nate Jones](#) 417-230-6220

MAD CITY MODELERS SPRING SHOW 2014

Cottage Grove, Wisconsin

Photos by Kevin Stover



MAD CITY MODELERS SPRING SHOW 2014

Cottage Grove, Wisconsin



MAD CITY MODELERS SPRING SHOW 2014

Cottage Grove, Wisconsin



MAD CITY MODELERS SPRING SHOW 2014

Cottage Grove, Wisconsin





FROM THE OVAL OFFICE



Happy spring to all - I can tell it's spring because it is snowing less often these days. Your officers have been hard at work in several areas. The BOH contest flyer is almost ready, and we should have distribution copies available very soon.

We are going over the bylaws and have been reworking the language to more accurately reflect current club practices. We will have a discussion/vote on these changes at an upcoming meeting, possibly as early as May.

We are looking into the purchase of a projector for meeting use. No firm decision has been made, but there has been some product research.

A possibility exists that we may get sponsorship for a group build. This could be a lot of fun, so save some room on your workbench!

Finally, we are in need of a volunteer for the Chapter Contact role. If anyone has an inclination to "give back" by volunteering for this, please let me know! Happy Modeling! -- John

Bids for the 2015 Region 5 Regional Convention are due by May 15, 2014. I will announce the winning club in my June update.

The 2014 Region 5 Convention, hosted by West Central Missouri, will be held on Oct. 18 in Kansas City, Mo. The host is seeking sponsorship help from other Region 5 clubs. A sponsorship form is attached, so please contact me if you or your club is able to pitch in.

Also attached is a flyer for the convention. The WCMO website will be updated in the very near future. PLEASE share this with your club members. There is also still vendor space available. Please contact Justin Carlson at redgriffins38@yahoo.com for info.

Kelly Quirk

“In Country”
THE WAR IN VIETNAM
Region 5 2014 Convention
OCTOBER 18, 2014



LOW LEVEL HELL
“C Troop (Air), 16th Cav, (Dark Horse)”
Vietnam

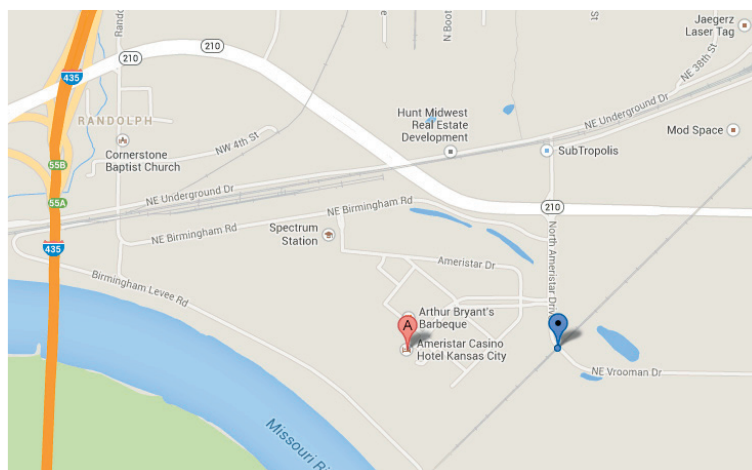


West Central Missouri IPMS Chapter

IPMS/USA

INTERNATIONAL PLASTIC
MODELER'S SOCIETY

*Ameristar Casino
3200 North Ameristar Drive
Kansas City, MO 64161*



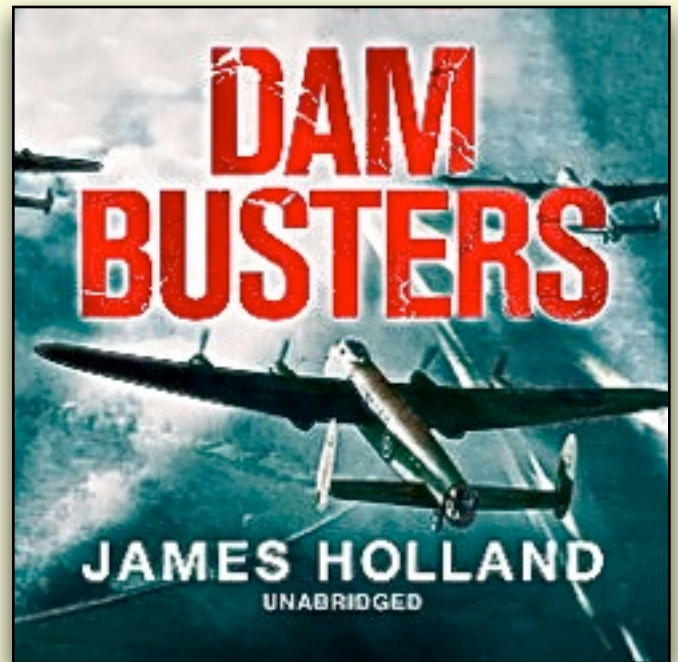


DAM BUSTERS

By James Holland

Reviewed by John Kaufman

If asked, most of us would say we knew about the bouncing bombs that destroyed the two German dams during 1943. At least, many of us have seen the 1950s movie that covers the story. Most of us would also say that, while spectacular, the raid did not accomplish much since the dams were rebuilt in less than five months. “Dam Busters” by James Holland intends to correct that misconception and demonstrate the true impact of the raid and the incredible effort that went into putting together the raid in less than three months from the go-ahead to the actual attack. Holland spends some time discussing the impact of the raid and how it probably did shorten the war.



James Holland also introduces us to the large cast of characters involved in the raid, from Air Marshall Arthur Harris to Barnes Wallis, who designed the bombs and conceived of the attack, down to the individual crewmen on the planes. Nineteen specially modified Lancasters took part in the attack, which was the only time the bouncing bombs were used. Of those 19, eight were lost with only a few survivors, a loss rate of almost one-third. From that perspective, it was one of the highest loss rates of any one mission during the war. But the economic impact on Germany, with the billions of dollars in material and the thousands of workers involved in the effort that went into rebuilding the dams, came at a critical time that Germany could ill afford. For example, workers were pulled from the construction of the Atlantic wall, leaving Germany vulnerable to an invasion the next year.


In addition to the strategic impact of the attack, we are also introduced to the people involved in the attack. Barnes Wallis was the brilliant designer of the Wellington bomber and the bouncing bomb called Upkeep that destroyed the dams. He had conceived of attacking the dams as the war began, and networked through the high command of the British military to gain support for his idea to attack the dams. Air Marshall Arthur Harris had his own ideas on how to defeat Germany and believed fancy weapons were a waste of time. Wallis worked around him until Harris had no choice but to allow the mission to proceed. Final approval to launch the mission was given in February 1943, with a deadline of the end of May that year.



At that point, a full-size Upkeep bomb had not been built or even tested. There were no Lancasters designed to carry the bomb in existence. The squadron that carried out the raid, No. 617, did not exist. In less than three months, the squadron was created and trained, the bomb was developed and built, the Lancasters were modified to carry the bomb, and the attack went off on schedule. All of this was carried out in absolute secrecy, which is a miracle in itself. The creation of No. 617 squadron in the face of the time limitations would be an interesting story by itself.



What makes this book particularly interesting, though, is the time and care spent in introducing us to the men who actually flew the mission. Guy Gibson was the commander of the squadron, a perfectionist but an inspirational leader who pushed himself as hard as or harder than his men. He flew the mission with a crippling case of gout. Charlie Williams of Australia, a radio operator and gunner on one of the planes, fell in love with an English girl and was looking forward to getting married. Les Munro was from New Zealand, Joe McCarthy was from the Bronx.



These men and several others are discussed in some detail, so we have human faces to put on the crews of the planes. Some of the men are known only through the remembrances of their loved ones. In one case, two of the crew's kids got married and contributed to the work.

“Dam Busters” provides a compelling and interesting read about a subject most of us thought we knew about, but really do not. No. 617 squadron

performed an incredible feat of flying and carried out a raid that crippled the German war effort and probably shortened the war. The bouncing bomb was a product of brilliant engineering. The effort it took to go from “go” to actually launching the attack is something that would not be believable if created for a movie, yet it actually happened. I--and I suspect most people--had no clue about the effort put into this single mission, nor its impact. The Dam Busters deserve to be remembered for their efforts and sacrifice, and James Holland's book, “Dam Busters,” is a worthy tribute. Enjoy!

Butch O'Hare Gear

Get yours NOW!





The fine apparel makers at the Queensboro Shirt Company have put together a super package surrounding our newly designed club logo. These polo shirts come in multiple colors, and in adult sizes S, M, L, XL, 2XL and 3XL.

Our online store has been recently updated. In this club store you will find many kinds of apparel including polo shirts, T-shirts, denim shirts, hats and jackets, with the Butch O'Hare logo on every item. Embroidered or digitally printed apparel with both color and black-and-white logos is available to be delivered to your door. Women's styles are also available.

The logo above is the representational stitched item, approximately 3.5 inches in diameter. The red polo is a heavier, traditional style, while the navy blue polo is a newer, lighter design made for the office. Both have flat "no curl" collars and come in multiple colors. Water wicking, high-tech shirts are also available.



Link To: www.butchohare.qbstores.com



Officer's Club



President: *John Bishop*

630-880-4905

jlbishop@wideopenwest.com



Vice-President: *Stan Kurcz*

630-637-1323

stan.kurcz@gmail.com



Secretary: *Ihor Hlohowskyj*

630-550-2306

ihorcathy@sbcglobal.net



Treasurer: *Don Smith*

708-771-4429 Home

630-865-6106 Cell

mustangp51c@netzero.net



Newsletter Czar

Kevin Stover

224-217-3789 (Cell)

plasticjet@comcast.net



Club Website

www.butchoharemodelers.com

Club Store

www.butchohare.qbstores.com

General Questions

butchohare@hotmail.com



Upcoming Schedule 2014

Date	Theme	Demo/guest
January 10	*****	*****
February 14	*****	*****
March 14	*****	*****
April 11	<i>Axis Night</i>	<i>Postponed</i>
May 9	**Anything RED	<i>Auction Night</i>
June 13	<i>Boeing</i>	Airplane Antennas (Carl Knable)
July 11	**Non-Federation	Basic Airbrush Maint. (Steve Day)
August 8	<i>Civilian Dress</i>	<i>Canopies</i> (Kevin Stover)
September 12	**Six Day War	<i>Real Wood</i> (Keith Ward)
October 10	<i>USS Anything</i>	Build-it Night #2
November 14	*****	CONTEST!
December 12	**Snow Covered	Xmas Party



**Bring us
Safely
Home...
Please
Contribute
to YOUR
Newsletter!**

All meetings are held on the second Friday of the month at:

**St. Paul's United Church of Christ
5739 Dunham Rd., Downers Grove, IL**