



# THE CORSAIR

*IPMS Phoenix / Craig Hewitt Chapter*

## President's Message

Greetings,

March is here. Spring has sprung. Its shorts weather from here on out. Oh, it is time for the March meeting too.

First, let me welcome Steve Collins on board as our new Chapter Contact. We all will appreciate Steve helping us stay connected with the other chapters.

Second, Vince Villescraz has become our new webmaster. This is a big task we are all welcome to have Vince oversee.

This month will feature another new event for the year, the Distressed Kit White Elephant Exchange. Basically bring a kit you no longer want or one that has been slightly started and take home a different one. Full details are inside.

Events are starting to creep up this month too. First up is the Cholewa Model Swap meet on the 8th. Gateway Airport is also having a aviation day on the 8th. For the first time in a few years (gee, thanks all of our elected officials) Luke Days is back on the 15th and 16th.

Make sure to stick around for Steve Collins' talk about working with canopies. There is nothing better than learning form the master himself.

You keep building, Phoenix!  
Mike Pabis

## February Contest Award Winning Models



Keith Pieper's 1/72 Tamiya F4U-2 Corsair



Charles Swanson's 1/48 Tamiya F4U-2  
Corsair

<b>I N T H I S I S S U E</b>	February Meeting Model Photos .....	2
	Membership Renewals.....	4
	Black Ops Models Interview .....	5
	Black Ops 1/35 MH-6M Conversion Review .....	8
	Club Modeler Profile—Craig Bucklin.....	12
	February Meeting Notes.....	16
	Club Meeting Calendar.....	18
	Raffle Update & Upcoming Events .....	19
	Plastic Ponderings .....	20
	Box Art of the Month.....	22
	Surfing The Web .....	23
	Support Your Local Hobby Shop!.....	24

## 2014 Club Contest Themes

**January:** Weapons Free - A kit w/o any sort of visible weapons or load, i.e. bare bones, aircraft, vehicle, car etc.

**February:** 1st Group Build - aircraft, F4U Corsair. Any model of the famed gull winged corsair, WWII or Korean era corsair. Can be any scale.

**March:** NMF - any plane in natural metal finish, no camo.

**April:** Vietnam Era - aircraft, boats, tanks, that participated in the Vietnam War.

**May:** Spy or Recon aircraft - any aircraft designed for either spy or recon missions.

**June:** 2nd Group Build - armor, Sherman tank. Any variant of the famous Sherman Tank in any scale.

**July:** Sci-Fi/Fantasy - can be a figure, vehicle or ship.

**August:** Whatever floats your boat - Anything designed to float, submarines, surface vessels, seaplanes.

**September:** 3rd Group Build - autos, Ford Mustang. Any variant of the classic Ford Mustang, any scale.

**October:** A wolf in sheep's clothing - Any model not in its original colors or livery such as: military vehicles in civilian service, captured equipment, WWII race planes and fire bombers, armored cars used by police etc.

**November:** Special Ops - Has some connection to a special operations unit, mission, etc.

**December:** 4th Group Build - Ships, U-boat (Type 9). Any scale model of the infamous Type 9 U-boat from WWII.

## February Model Display Photos



Gary Thomas' 1/72 Hasegawa F4U-1A Corsair




Brian Baker's 1/72 Revell F4U-5 Corsair

### February Model Photos Cont.



Jim Pearsall's 1/72 Matchbox F4U-7 Corsair



Kelly Liebst's Lego Mars Curiosity Rover




Jim Pearsall's 1/144 Minicraft KC-135



Don Stewart's 1/35 Dragon Marder II



Mike Hinderliter's 1/72 Cyber Hobby SH-3 Sea King



Jamie Hinderliter's 1/144 Bandai Baqto

# 2014 Membership Renewals

Annual IPMS Phoenix club membership renewals will commence beginning at the January meeting.

For only \$ 12 a year, your membership dues reward you with a lot, such as:

- ◆ Monthly club newsletter
- ◆ Modelzona
- ◆ Monthly raffle prizes
- ◆ Monthly contest awards
- ◆ Annual Christmas party
- ◆ And more....

Make sure to see new Treasurer, Bill Dunkle at the next meeting to re-up your membership. Who knows, maybe 2014 will bring even more benefits to paid members?



## Interview with Black Ops Models By Mike Pabis

Once again, I am back with an interview of a new model company you should be aware of. Based in Australia, Matt of Black Ops Models, was kind enough to have an email chat with me about his new company and its great products. Matt has some amazing looking products that are getting rave reviews from multiple sources. Read on and find out more about his company, what it has to offer and what to expect down the road. Oh, start saving your money too! You will need it to get all of Black Ops Models' goodies!

1. How did Black Ops Models get started?

***I am interested in modern subjects and found I was doing a lot of scratch building, it seemed a waste to go to all that effort and not take a copy of what I was making, so myself and my wife began developing our casting skills.***

2. What made you choose to focus on modern model subjects?

***I am interested in modern and Vietnam era subjects. The market is dominated by WWII subjects especially German armour but I saw the images on our TV screens with the recent wars in Iraq and Afghanistan and I took my inspiration from that.***

3. How long does it take to develop a new resin set?

***Obviously it depends on the complexity of the subject choice and if it's a conversion kit, just how much has to be remade. Often I find the more I look at references, the more I find wrong with the base kit, but that's all part of the fun. With a full time job and a young family these things always take longer than I would hope.***

4. Seeing that you are located in Australia, do you ever experience difficulty in researching subjects outside Australia?

***Much of our research is from the internet, books and images people have shared with us. The various modelling forums are great for getting the fine details so being in Australia is not too much of a disadvantage. We are always looking for help from people overseas (especially in the US) who can get us details.***

5. How long should consumers expect your products to arrive from Australia?  
***We ship by airmail, and most kits arrive in about 1 week to the US.***

6. Are your creations derived from CAD processes or through scratch built masters?

***At the moment all of our creations are from scratch built masters, made using very traditional modelling techniques. I do however love the idea of 3D modelling and making patterns by rapid prototyping***

7. Where can modelers purchase your products?

***Online shop [www.blackopsmodels.com](http://www.blackopsmodels.com) and contacting us directly @ [blackopssales@outlook.com](mailto:blackopssales@outlook.com) or [blackopsenquiries@outlook.com](mailto:blackopsenquiries@outlook.com)***

8. I first became aware of Black Ops Models through Gino P. Quintiliani's review of your MH-6M resin set. Why did you choose to create a conversion set for this ubiquitous modern special operations aircraft? What was the most difficult aspect of creating this set?

***I decided to do a conversion kit of the MH-6M because I have a genuine interest in these types of Special Forces aircraft. The most difficult thing with all modern equipment and especially Special Forces, is getting enough reference material so we can accurately make the model. On this particular one, we were lucky enough to be contacted by someone who could supply a lot of great reference photo's.***

9. You have an interesting resin set which you developed, the 1/35 M261 Hydra 70 Rocket Pod with 70 assorted Warheads. The assorted warhead types make for an interesting customization option. What made you pursue developing a set with so many options?

***We found normally, most model companies would choose how the pod is loaded and only provide that option and we liked the idea of supplying a good range of warheads, so people can make up their own configurations. During our research on the pods, we found many different ways to load them, and this inspired the idea of making the kit up with a good selection.***

10. Your website shows a upcoming tease of several conversion sets in addition to the MH-6M. What can you tell us about your 1/35 AH-1Z and Ah-6i conversions? When will all three conversions be available?

***Our next kit release will be the AH-6M, which is a natural progression of the MH-6M which we are already selling, as they are essentially the same aircraft. This should be ready in the next couple of months. The AH-1Z will probably be the release after that but this may actually be a whole complete kit, rather than an conversion kit, as the more I look at it, the more I see what needs to***

*be remade. This may take some time, so realistically it will be mid to late 2014 before it will be ready.*

*The next mini release, will be an M-260 7 shot rocket pod, which will also be included in the AH-6M conversion kit but could also find a home on other aircraft such as OH-58.*

*Both the 19 Shot and 7 Shot rocket pod kits are available now through the web site.*

*We'll also be releasing some diorama bases and modern diorama accessories kit.*

*The AH-6I is still on our list of kits to do but again, it may not be out until later in year.*

11. What other upcoming projects can you share some info on?

*We have a very long list of kits to make, probably too many to every get too but here are a few we'd like to make -*

- *ATE Superhind conversion kit for the Trumpeter kit*
- *SURC boat – full kit and a SOC-R boat – full kit, as used in Iraq*
- *11m NSW WHIV boat – full kit*
- *Seal delivery vehicle submarine – full kit*
- *MQ-8 drone Helicopter – full kit*

*As all our models are made by pouring over detailed photos from all angles, we are always grateful to anyone who can supply photo's for us to use as reference material. As a thank you to anyone who helps us out with photos, once we have developed a kit, we send them complementary one.*



**BLACK OPS MODELS**



# 1/35 Little Bird MH-6M Conversion

By Floyd S. Werner, Jr.

MSRP: \$50.00

Manufacturer Info: Black Ops Models

Providers Website URL: [www.blackopsmodels.com](http://www.blackopsmodels.com)

The MH-6M Little Bird is the latest transport version of the A/MH-6 family. Used solely by Task Force 160<sup>th</sup>. What sets the MH-6M apart from the previous versions of the helicopter is the six bladed main rotor and four bladed tail rotor. An enlarged rear door opening and internal fuel tank makes this an ideal 'operator' delivery system. Typically you will see four to six 'operators' sitting on the side plank seats with fast rope supports to rappel. This is the fastest way to get them to precise location on the target.



Until now we couldn't do this helicopter without considerable scratch building. Thank God for Black Ops Models. They have come to the rescue and boy, have they ever. Based on the Dragon AH-6J kit, this conversion comes packaged in a sturdy cardboard flip top opening lock box my MH-6M arrived perfectly packed with foam peanuts to protect the contents. Upon opening the box you are treated to EIGHT separate small zip lock bags. This will help them when it comes time to do the AH-6M. Each bag is labeled.

- Bag A- Interior Details
- Bag B- Instrument Console
- Bag C- Rear Bulkhead
- Bag D- Operator Bench Seats
- Bag E- 4 Bladed Tail Rotor and Wide chord Tail
- Bag F- Fast Rope Brackets
- Bag G- Aerials






## **Black Ops MH-6M Review Cont.**

### Bag H-6 Blade Rotor Hub

The resin is perfectly casted in light grey resin. The separate bagging safeguards the parts and none of my parts were damaged. There were no bubbles or blemishes anywhere. The pour stubs were very small and will prove easy to clean up.

The instructions are on ten 8.5 x 11" pages with large photos and descriptions. There is an inventory list that shows 52 parts. There are 69 parts in all that need to be applied to the conversion. There are some spares as well just in case the carpet monster strikes. The H-6 series is not that big of an aircraft. What an amazing level of detail. The instructions are some of the best I've ever seen. They offer parts breakdowns, tips, and measurements for each step. The instructions incorporate the Dragon drawing instructions with their parts. Very nice and easy enough to understand.









The opening of the rear door area could be daunting if it weren't for the accurate measurements that Black Ops provides. This will alter the look even more than the six bladed main rotor. A nice touch is the inclusion of the M4 rifles on the inside of the front doors.


This is an all encompassing conversion for the latest transport version of the Little Bird. The level of detail and professionalism is evident in all aspects of this conversion. Everything about this conversion screams quality. I can't wait to start my conversion. I also can't wait to get the AH-6M conversion that Black Ops has announced. This is an excellent product of a SpecOps helicopter we are not likely to see any other way. It is not for the beginner but an experienced modeler can make this into a jewel of a model.

Highly recommended.

**Black Ops MH-6M Review Cont.**

Thanks to Black Ops Models for the review copy. You can only obtain yours by contact them at [www.blackopsmodels.com](http://www.blackopsmodels.com) . Let them know you heard about it here.





# DISTRESSED KIT WHITE ELEPHANT EXCHANGE

HAVE YOU EVER STARTED ON A MODEL KIT, ONLY TO PUT IT BACK ON THE SHELF? IS THERE A KIT IN YOUR STASH YOU NO LONGER WANT? WELL, THIS MONTH WILL BE YOUR OPPORTUNITY TO GIVE IT A NEW HOME, WHILE AT THE SAME TIME BRINGING HOME A NEW MODEL!

AT THE MARCH MEETING, WE WILL BE HOLDING THE FIRST EVER IPMS PHOENIX DISTRESSED KIT WHITE ELEPHANT EXCHANGE. SIMPLY BRING YOUR KIT YOU NO LONGER WANT (PREFERABLY IN SOME SORT OF WRAPPING) TO TRADE WHITE ELEPHANT STYLE WITH THE OTHER MEMBERS. DEPENDING ON THE NUMBER OF PARTICIPANTS, GROUPS MAY BE DIVIDED INTO SMALLER NUMBERS TO ENSURE TIMELY FUN.

## RULES:

1. THE KIT MUST BE COMPLETE WITH ALL PARTS, DECALS AND INSTRUCTIONS (PARTS OFF THE SPRUE AND/OR SOME LEVEL OF CONSTRUCTION ARE OK)
2. GET YOUR TICKET TO PARTICIPATE FROM THE PRESIDENT AT THE MEETING
3. STANDARD WHITE ELEPHANT RULES APPLY. A KIT CAN ONLY BE STOLEN TWICE AND THEN IT PERMANENTLY RESIDES WITH ITS OWNER. LOWEST TICKET NUMBER STARTS.
4. AFTER THE FINAL KIT HAS BEEN TAKEN THE EXCHANGE CONCLUDES. HOWEVER, PARTICIPANTS ARE FREE TO TRADE KITS AFTERWARD IF THEY SO CHOOSE.

WHY NOT TAKE A CHANCE ON GETTING A NEW KIT THAT YOU WANT. ITS FREE!

# Getting to Know You

## A profile of club member, Craig Bucklin

**Name:**

*Craig Bucklin*

**City:**

*Avondale, AZ*

**Hometown:**

*San Marcos, TX*

**Tell us a little about yourself:**

*Well, I'm 58 years old and have been retired from the Dept. of Defense (US Navy) for about a little over a year now. I worked at the Pacific Missile Test Center at Point Mugu CA and Port Hueneme Naval Base (both now called NVBC Naval Base Ventura County) for close to 38 years. Prior to that I was a crew chief on various F-4's in the Air Force. I worked at Point Mugu at Airborne Targets as an Electronic Technician as well as Systems Administrator for close to 20 years. I worked mostly on HARM, AMRAAM, SPARROW, SM-2 and AAR-47 missile systems but also on the electronics of the QF-86 and QF-4's. . I also worked on and flew the Pioneer UAV for a while which was fun. I got to know the principal archivist at the Historical Archives and when he passed away I asked if I could fill in. I ended up working there for about three years. I knew several folks at the Photo Lab as well as Public Affairs and when the Photo Lab went digital I was able to get their entire collection of photo's and film. It was about 12,000+ films and hundreds of thousands of photo's dating back to the mid 40's. Some pretty cool stuff. After about three years of cataloging I got bored and took a job at Surface Targets at Port Hueneme. There we assembled various boats used in the Fleet as target practice. My primary job was conversion of*



## **Modeler Profile Cont.**

*jet ski's called SDST's (Small Deployable Surface Targets) into remote control targets which were a lot of fun to build and test. I got to spend a lot of time out in the ocean and travel all over the world.*

*I've been married for 37 years and have four great kids.*

*I have to thank my Dad for getting me into modeling at a pretty young age. It's a hobby I always seem to come back to and is still relatively affordable compared to RC helicopters and planes. We moved to Avondale just over a year ago when I retired and love it. I'm glad I was able to find a modeling club that looks very well run.*

*I'm looking forward to volunteering and meeting new folks since I don't know anyone out here except family.*

### **Favorite scale?:**

*I don't really have one. I build just about anything if it catches my eye as long as I have display space for it which I normally don't.*

### **Favorite subject to build?:**

*Sci-Fi would probably be my favorite although I like building satellites, cars ships, airplanes, space. I'm partial to custom show cars like Barris and Tom Daniel stuff. Cars like the Red Baron, Circus Wagon, Paddy Wagon etc. Cars I build as a kid. I just got the Lil' Coffin reissue last month and was really jazzed when I saw it at the Barret/Jackson auction in Scottsdale a couple of weeks ago. I took a bunch of pictures of it.*

### **What are you currently building?:**

*I just bought some Createx Pearl Lime airbrush paint at Hobby Lobby so I'm trying it out on a 39 Chevy Coupe street rod. I just finished the 18" Jupiter 2 and 1/350 Starship Enterprise that I lit. Both were fun kits.*

### **How many models do you build a year?:**

*I'm lucky if I finish 5. When I was looking for clubs around here I came*

## **Modeler Profile Cont.**

*across the Craig Hewett site and just happened to read an older October newsletter about painting in Arizona. I just cracked up because I was going through the same frustration of painting. So I'm trying to get a few done before my garage gets so hot I can't paint anymore.*

### **How big is your unbuilt kit stash?:**

*Pffftt...Maybe 100 or so. I thought I had a big stash until I started talking to some folks and reading profiles.*

*If I had 500 kits like some folks do I'd be accused of hoarding more than I am already. My kids think I have some sickness but as far as I'm concerned you can never have enough.*

### **Why did you get into the hobby? If you are returning to the hobby, what brought you back?:**

*I built as a kid but eventually got into RC planes and helicopters. It got to the point where it was so expensive I started collecting kits for when I retired. Once we moved here I started building again.*

### **What satisfies you about building a model?:**

*Just being able to finish it without breaking something or screwing up a paint job. It's very relaxing but my eyes are getting pretty bad and my hands seemed to have grown five thumbs.*

### **What is most frustrates you when building?:**

*Breaking something or just not being able to do the small parts anymore. I wear my glasses then an Optivisor and have my headlamp on to be able to see anything.*

### **What is your dream project to build?:**

*I would like to have every Star Wars kit made and light them all.*

### **What is the dumbest thing you did to yourself or your model while building a kit?:**

## **Modeler Profile Cont.**

*I was working on an SR-71 my son gave me last month and had it on a stick painting it. Not paying attention I tipped it sideways and it slid off, smashed into the concrete and every particle of dust and dog hair for miles around rushed in to stick to it. All I could do was just look down and stare at it. It was hopeless at that point so I won't be doing that one for the monthly contest.*

### **How did you hear about IPMS Phoenix and what persuaded you to come to a meeting?:**

*I started searching the internet and found the Craig Hewett site. Then read all the newsletters. My wife sort of prodded me to go since I'm a bit shy but mostly I think she wanted me out of the house. I'm really glad I went and am looking forward to meeting new folks. But mostly get some tips and help on building. There's been some awesome work I've seen in the newsletters and online. Some first class builders that I'd like to pick their brains.*

### **What was your best/worst excuse for coming home with a new kit?:**

*That I bought one at a show for a friend of mine because there's were no hobby shops in his area. I still have it.*

### **What other hobbies do you have?:**

*I still fly my RC helicopter but I almost chopped my knees off last time I flew it so I've set it aside until I get my nerve back. Nothing like seeing spinning blades coming at you to get your blood pumping. I do take out my telescope right now since the winter sky has tons to look at. Still working on fixing my radical slice golfing but that appears a never ending battle.*

# February Meeting Notes

Another well attended meeting in February brought about a lot of good discussion and information.

Modelzona is a go for November 1st at the CAF at Falcon Field. Start building your entries soon. The next two Cholewa Model Swap meets were announced for March 8th and June 28th.

The Scale Model Clinic is in the planning stages with Bill Dunkle and Keith Pieper chairing that committee. Alternate venues are being explored in order to provide for more demonstrations and participation.

It was agreed to meet with the American Legion about installing a donated pull down screen for use in our presentations. The meeting with Legion management to discuss that will take place prior to the March meeting.

## February Model Photos Cont.



Greg Shalamvnech's 1/72 Condor V-2 Rocket



Dave Weitzel's 1/72 Hasegawa F4U-1 Corsair



# Pictures from Craig Bucklin's time at Pt. Mugu and Port Hueneme



# 2014 CLUB MEETING CALENDAR

All meetings held at American Legion Post #1, 364 N. 7th Ave., Phoenix, AZ 85003

## JANUARY 2014

Tuesday 7th, 7pm

**Contest: Weapons Free** - A kit w/o any sort of visible weapons or load

**Seminar/Speaker:** Decal finishes by Mike Pabis

**Event:** None

## JULY 2014

Tuesday 1st, 7pm

**Contest: Sci-Fi/Fantasy** - can be a figure, vehicle or ship.

**Seminar/Speaker:** Alclad finishes by Bruce Briggs

**Event:** TBD

## FEBRUARY 2014

Tuesday 4th, 7pm

**Contest: 1st Group Build - F4U Corsair.** Any model/scale of the famed gull winged Corsair, WWII or Korean era.

**Seminar/Speaker:** Model Photos by Ethan Dunsford

## AUGUST 2014

Tuesday 5th, 7pm

**Contest: Whatever floats-** Anything designed to float, submarines, surface vessels, seaplanes.

**Seminar/Speaker:** TBD

**Event:** Club Swap Meet

## MARCH 2014

Tuesday 4th, 7pm

**Contest: Natural Metal Finish.** Any plane in natural metal finish, no camo.

**Seminar/Speaker:** Canopies by Steve Collins

**Event:** Distressed Kit White Elephant Exchange

## SEPTEMBER 2014

Tuesday 2nd, 7pm

**Contest: 3rd Group Build - Ford**

**Mustang.** Any variant/scale of the classic Ford Mustang.

**Seminar/Speaker:** Diorama Bases by Bill Dunkle

## APRIL 2014

Tuesday 1st, 7pm

**Contest: Vietnam Era** - aircraft, boats, tanks, that participated in the Vietnam War.

**Seminar/Speaker:** Making your own decals by Jim Pearsall

## OCTOBER 2014

Tuesday 7th, 7pm

**Contest: A Wolf in Sheep's Clothing** - Any model not in its original colors or livery

**Seminar/Speaker:** TBD

**Event:** TBD

## MAY 2014

Tuesday 6th, 7pm

**Contest: Spy or Recon aircraft** - any aircraft designed for either spy or recon missions.

**Seminar/Speaker:** Model railroading for modelers by Don Stewart

## NOVEMBER 2014

Tuesday 4th, 7pm

**Contest: Special Ops** - Has some connection to a special operations unit, mission, etc.

**Seminar/Speaker:** TBD

**Event:** TBD

## JUNE 2014

Tuesday 3rd, 7pm

**Contest: 2nd Group Build- Sherman Tank.** Any variant of the famous Sherman Tank in any scale.

**Seminar/Speaker:** TBD

## DECEMBER 2014

Tuesday 2nd, 7pm

**Contest: 4th Group Build - U-boat (Type 9).** Any scale model of the infamous Type 9 U-boat from WWII.

**Seminar/Speaker:** TBD



Here are the items up for raffle at the March meeting.

## Raffle Update

- Item A:** Heller 1/72 N.A. T-28 Trojan "Fennec"  
**Item B:** Airfix 1/72 PBY-5A Catalina  
**Item C:** Academy 1/48 F4U-4B Corsair  
**Item D:** Eduard 1/48 Hanroit HD.1/Hd.2 (Profipack with resin & PE)  
**Item E:** AMT 1/25 Munster's Coach (Retro Deluxe Reissue)  
**Item F:** Revell 1/302 USCG Cutter (Roger B. Taney)  
**Item G:** Italeri 1/35 SdKfz. 10/4 w/ FLAK 30 (W/ Ammo Trailer)  
**Item H:** Misc Modeler's Tool Kit (Cutting Mat, knife and Glue)

## 2014 UPCOMING EVENTS

Saturday 8th, 8:30-1:30 - Cholewa Scale Model Swap Meet — Postal Workers Social Club, 3720 W. Greenway Road, Phoenix, AZ

Saturday 8th, 9:00-2:00 - Gateway Airport Aviation Day — 6033 S Sossaman Rd, Mesa, AZ 85212

Saturday & Sunday 15th-16th—9:00-6:00 — Luke Air Force Bays Luke Days—<http://www.luke.af.mil/library/2014openhouseandairshow.asp>

Saturday 22nd—Scottsdale Libraries Make and Take — more details to come

## IPMS Phoenix / Craig Hewitt Chapter

The club meets at 7pm on the first Tuesday of each month at the American Legion Post #1 in Phoenix. Check the club website at [www.ipms-phoenix.org](http://www.ipms-phoenix.org) for more meeting info.

### **American Legion Post #1**

364 N. 7th Ave.  
Phoenix, AZ 85003

The post is located South of I-10 just a few blocks North of Van Buren. Look for the huge American flag.

### Chapter Officers

President.....	Mike Pabis .....	president@ipms-phoenix.org
Vice President.....	Craig Pierce .....	vice_president@ipms-phoenix.org
Secretary .....	Hal Sanguinetti .....	secretary@ipms-phoenix.org
Treasurer .....	Bill Dunkle.....	treasurer@ipms-phoenix.org
Chapter Contact.....	Steve Collins.....	chapter_contact@ipms-phoenix.org
Member At Large.....	Sam Bueler .....	member-at-large@ipms-phoenix.org
Webmaster.....	Vince Villescaz.....	webmaster@ipms-phoenix.org
Newsletter Editor .....	Mike Pabis .....	newsletter@ipms-phoenix.org



# PLASTIC PONDERINGS

BY MIKE PABIS

## Brick and Mortar Meets Today

Have you ever been to a hobby shop? Well, since you are reading this article, build models and are in this club, I think it is a safe assumption you have. Now, raise your hand if you have ever ordered models or supplies from an online retailer? Yep, same response rate. Why do I ask these questions? Well, what role do hobby stores still have in our hobby?

Up until about 10 years ago, the hobby store was the be all and end all for scale modeling. You knew it, you loved it and you shopped there. It was the place you could go to see all the latest and greatest kits. At the same time, you could purchase them and all the supplies you need. Then the internet happened.

With the growth and popularity of online retailing, it was no surprise that scale modeling was affected to. Retailers from across the country and even internationally now can have your kit on your doorstep in a few days. Scale models arriving at your door without having to leave the house, what could be better you ask?

So, why are hobby stores still around?

We have all seen many of our favorite haunts fade away over the last couple of decades. Will our current remaining stores do the same? Let's hope not. Hobby stores are as important to our hobby today as they were for the last several decades. Perhaps it may be for different reasons though.

I will be honest. I have ordered from online stores and will continue to do so. Mostly my reasoning is that I don't get to head down to the hobby stores often enough so it is the only way I can get my supplies. However, when I do head to the hobby store I try and take full advantage of the opportunity.

On those opportunities which may be only a couple of times a year, I use my visits to Avalon or a lunchtime speed runs to Hobby Depot to their fullest extent. These visits allow me to see friends who almost without fail always stop by the same time I do. I get to peruse the merchandise and will without fail walk away with a purchase or three. It is also a chance to stock up on some supplies I am running low on or know I will need in the future. Maybe there is a new or old kit that I have been wanting; looking at me with those puppy dog eyes saying "Can't I come home with you?"

## Plastic Ponderings Cont.

Today's hobby shops are more than buying kits. In my opinion, they are one of the new ways of connecting to the hobby. Today's shops have as much to do with connecting to our hobby through others as do buying kits. They bring camaraderie, shared experiences and enjoyment.

By nature, our hobby is introverted and a solo event. Even with the internet's many model building websites and their discussion forums, we still tend to build alone. Our club is fortunate to have large monthly meeting but it is only monthly. The hobby store is always there and opens for you to stop in and hang out with your friends all while picking up some items. Further, our local hobby stores are fantastic in allowing shoppers to spend time building their kits there.

This social interaction is quite important. It seems that too often our busy lives keep us from doing all that we want and meeting up with friends. Some of us are better at it than others. However, the hobby store allows us to do just that. I can't tell you how often it happens when I am at a store that the next time I see the time, an hour or two has gone by. The time spent amongst friends is rewarding and needed.




Doesn't it now make more sense on why hobby shops are important to our hobby and why whenever possible we should patronize them? Actively shopping at these stores does indeed keep them open. However by doing something more and by being a real patron, keeps them going, prospering and creating an atmosphere helpful to modelers. It is this type of enjoyable atmosphere that keeps us coming back to them over and over. After all, who wouldn't want their own little version of Cheers? After all, aren't hobby shops as much about buying stuff as it is enjoying being part of the hobby?

## *Famous Quotes*

*"You can never have too many miniguns" –Shakespeare*

# Box Art of the Month

A collection of notable, amazing or otherwise great looking box art from kit boxes over the years. Feel free to contribute any images you have or know of for future issues. This month: Movie and TV Themes



# SURFING THE WEB

Interesting tests of folding wings and flight.

<http://theaviationist.com/2014/02/19/us-navy-fighters-folded-wings/>

Air tanker update

<http://fireaviation.com/2014/01/31/paint-design-approved-for-usfs-c-130h-air-tankers/>

A real life US Army Indiana Jones storage room

<http://www.buzzfeed.com/bennyjohnson/inside-the-armys-spectacular-hidden-treasure-room>

Thunderbirds 2014 schedule for an air show near you

<http://afthunderbirds.com/site/show-season/>

Boeing's Factory tour

[http://www.cnn.com/2014/02/26/travel/boeing-aviation-geek-factory-tour/index.html?hpt=hp\\_c3](http://www.cnn.com/2014/02/26/travel/boeing-aviation-geek-factory-tour/index.html?hpt=hp_c3)


## Join the IPMS/USA!

\$25 annual membership includes a one year subscription to the IPMS Journal. Visit [www.ipmsusa.org](http://www.ipmsusa.org) to download a membership form. Or you can write to:



IPMS/USA National Office  
P.O. Box 2475  
N. Canton, OH 44720-0475

Membership also gives you access to the online Discussion Forum, where you can exchange ideas and information with other members of IPMS.



## CONTENT NEEDED!!!!

The Corsair needs your help! To keep this newsletter filled with all the great content, I need your help with content. Here are some useful items that I can use to put together future issues each month:

- Kit reviews/In-box reviews
- Website links
- Modeling related articles
- Commentary and featured columns
- Neat, strange or otherwise shareable pictures
- Book reviews
- Trip and vacation write-ups

Anything you have can be used. Don't hesitate. Even a few paragraphs are great.



# SUPPORT YOUR LOCAL HOBBY SHOP!



RIGHT STUFF,  
RIGHT PRICE

[www.thehobbydepot.com](http://www.thehobbydepot.com)

216 W. Southern Ave.  
Tempe, AZ 85282  
(480) 968-1880

## Copper State Models

"The Cutting Edge In Military Details"

Eric R. Hight  
3245 E. Hillery Dr.  
Phoenix, AZ 85032

**(602) 867-8822**

[www.airline-hobby.com](http://www.airline-hobby.com)

Your One Stop Source for  
Scale Model Airliner Kits, Decals,  
Diecasts and Accessories

## HOBBY BENCH

*2 Great Locations!*

8058 N. 19th Ave.                      4240 W. Bell Rd.

**HobbyTown USA**

*World's Largest Hobby Store Franchise!*

1817 E. Baseline Rd.  
Gilbert, AZ 85233  
**(480) 892-0405**

*Don't forget to sign up for your HobbyTown Card!*

Avalon

Books and Hobbies


1510 N. Scottsdale Rd.  
Tempe, AZ 85281

space in miniature

Space modeling reference books

by Mike Mackowski.

[www.spaceinminiature.com](http://www.spaceinminiature.com)



**THE MAD MEATBALL**

**MIKE CHOLEWA                      602-944-4096**

"DEALER IN PRE-OWNED PLASTIC"

12629 NORTH 21ST DRIVE                      PHOENIX, AZ 85029

## HISTORIC HOBBIES OF PRESCOTT

In the Cortez Street Emporium  
115 N. Cortez Street

1/2 block North of the Courthouse

Prescott's only hobby shop dedicated to finescale plastic modeling - Aircraft, Armor, Auto, Figure & Ship kits and books for all skill levels.

Sun.-Thurs. 10am - 5pm                      •                      Fri.-Sat. 10am - 6pm



**Rhino's  
Hobby Tools  
& More**

Rhino's Hobby Tools & More

Michael Ronnau  
cactus\_rhino@cox.net