

DIMENSIONS



IPMS/Ocala
President: Joe Caputo



A fun time at our "Ladies Appreciation Night"

It's All About Fun!

Random Thoughts & Musings

By Joe Caputo

Greetings Fellow Modelers and club members.....

Before we put the month of March behind us, I'd like to mention our annual "Ladies Appreciation Night". This is always one of our best attended events, and this year was no exception. More than half the club attended, with their significant other. We filled up a room at the Olive Garden, and I'd like to believe a pretty good time was had by all. Clearly it's not easy to find a place that can handle a large party, takes reservations, and is in the price range of most. My hat is off to Dan Murtz, who handled everything with ease, and his usual flair.

As is our custom, an "Honorary Membership" award, which is bestowed upon "new" inductees, was given to Mrs. Donna Tripoulas, John's wife, for her first time in attendance at our event. The festivities also included an "Empress of Plastic" award to Carol Caputo, not only for her building skills, but for putting up with me, and all my club "activities". This award came complete with a rose. I'm proud and happy that all the guys think so highly of my wife. Lastly, they surprised me with a beautiful plaque commemorating 30 years of service to IPMS Ocala. I would like to thank everyone for their appreciation of my small contribution to the fine organization we are all a part of. It's easy to be the "leader" of such a great bunch of guys, of whom most are considered friends, not just members.

On to business. For reasons beyond our control, last month's meeting was held in a different location. I'm pleased to let you know that we're back to our usual location, Trinity Lutheran Church on NE 25th Ave, next Thursday night (Mar.27th). The "theme" for the month is "Foreign Made". Easy enough! Let's fill the tables. Coming up in April, will be our \$1.00 Club

INSIDE THIS ISSUE

Random Thoughts & Musings	2
There's a Smell in the Air	4
The Little Cruiser that Won Big!	5
Show N' Tell	7
Newsletter poll	9
Book of the Month	10
Bringing Our Hobby Out of the Shadows	11
Club News	12
Details	13
Club Meeting Themes	14
For Sale & Wanted	16 & 17

"contest". Have those little Su-25's ready to go. We still have plenty of "Airfix" models left, if anyone else wants to join in the fun. A small contest will be in May, so there's still plenty of time to finish one or more. Again, I'm hoping that most the participants will donate their build to the model donor, who will judge the contest, and be our guest speaker once again, Mr. Wayne Knowles. Another announcement of sorts: June's theme will be "Made in America", preferably a kit made in the USA. By time meeting date arrives, we should be close to the 4th of July, and everyone should be in the mood.

For those interested in aviation, the Sun N Fun Fly-In will begin April 3rd. We also have the Venice model contest, Wings, Wheels and Keels, Saturday, April 5th (see Mike Knowles for info) That should fill out April, but we'll let you know if anything else pops up. As we all have heard, Fantasy of Flight is closing its doors to the public April 1st. No, it's not an April fool's joke.

World's Largest Private Vintage Aircraft Collection | Fantasy of Flight apparently it's not making enough of a profit to stay open. If it's on your "bucket list", now is the time!

I've been asked to put in a plug for the "Tips, Tools, and Hints" column of this newsletter. The

way I see it is, I write this column every month, you guys could help out by sharing some knowledge. No one, including me, enjoys hearing from just one person, so share, please!

I'll step down off the soapbox now, and just say I hope to see you all at the next meeting. If, for some reason, you can't be there, we'll miss you, but, you'll miss out! See you on the 27th.

Joe

Product Review

By Dan Lee

Vallejo Plastic Putty



Vallejo Plastic Putty was something I was introduced to by my Local Hobby Shop Owner when I asked about an easy to use filler that didn't use lacquer thinner. Curious, I bought a bottle and used it for several of my recent kits to gauge its usefulness.

This white putty comes in the same 17 ml plastic squeeze bottle as Vallejo paint which makes it easy to squeeze out the amount you need. The putty itself is similar in consistency as plaster (a

little thicker than Mr Surfacer 500) but you can use rubbing alcohol to thin it a bit and can be applied the same as any other putty. It dries pretty fast (10-15 minutes) but it does not fully cure for a one to three days which means that it is still pretty soft and cannot be vigorously sanded.

I found that it cannot be vigorously sanded even fully cured because of its acrylic nature. Even wet sanding, the putty residue clogs up sand paper very quickly and it has the annoying habit of coming off in clumps or peel away like dried up latex paint due to acrylic's weak grip on plastic surfaces.

It supposedly polishes well (for Near Metal Finish) but I'd still recommend using primer due to the fact that it will be a lighter color compared to the plastic and will show thru on thin paints such as metallics, reds, yellows, light greens and light blues.

Despite this, I found Vallejo Acrylic Putty useful for sink marks and filling in other types of surface imperfections. I would fill the depression with Vallejo Putty, let it dry and then cover it with a thin layer of CA glue. Once the CA glue dried then I would sand it smooth without too much trouble. Much easier than using multiple layers of CA glue (my usual method) and easier to sand than multiple hardened layers of CA glue. I think it would be ideal to use for resin pinholes without too much sanding (there was a recent Fine Scale Models article on building a Resin Car that highlighted use of this putty.)

I was hoping to dump my Mr Surfacer, but it appears I still need it although not as much as I did in the past. Vallejo Acrylic Putty is rather useful for filling those annoying small gaps between parts, sink marks/pinholes (in conjunction with CA glue), great for gaps between figures (which is what I suspect that this stuff was originally designed for) because it can be easily molded and for those

annoying phantom seams that sometimes appear after sanding and filling.

Pros

- Acrylic based (no lacquer thinner)
- Easy to use
- Doesn't shrink or shrinks very little compared to lacquer based putties
- Great for small areas and surface depressions
- Easy to clean with alcohol and/or water
- Surface dries fast
- Easy to mold
- Great for figures

Cons

- Acrylic based (doesn't grip well to plastic)
- Not good for any gap greater than 1mm
- Not a 100% replacement for Mr Surfacer
- Reacts with acrylic paint
- Cures slowly

[Vallejo Plastic Putty](#)

Tools, Tips, and Hints

Missing Parts Finder

This one is simple. A friend of mine always tells me he uses a dust buster vacuum to find parts he drops and loses, but I don't have one. A simple solution to the problem is to take a pair of pantyhose and stretch it over the opening of a shop vac or regular vacuum. Secure the pantyhose with a rubber band and presto. The pantyhose make a screen that traps all the small objects for inspection.



Correct USS Enterprise color

This one is for the Sci-fi guys. If you're building an original TV version of the enterprise and you're looking for the correct color, you might want to run down to Wal-Mart and pick out a paint chip of Wal-Mart's paint called "Concrete". You can also make the color by mixing as follows.

1 part Sac Bomber Green, Testors #1793

6 parts Flat Gull Grey, Testors #1730

23 -25 parts insignia white, Testors # 1745

[Original Enterprise Color](#)

“The Other Side of the IPMS Coin”

By Gil Hodges #10803

I read Hap's musings on IPMS in the last newsletter with great interest. If anything, what he wrote represents the common view from people who haven't been in IPMS, or at least haven't been in it for very long. The things he said are the very things that WE, as IPMS members, have to fight against, and are some of the main reasons people don't join. We have a reputation for being good builders, and that alone is daunting and intimidating to anyone who on the outside looking in. I know it kept me from joining the very first time I found out there was a local club! "What join IPMS? Heck, THOSE guys know what they're doing! I'd be embarrassed!" However, a couple of years later I changed my mind...so unlike Hap, who skipped joining for a long time; I've been a continuous member for over 35 years. I'd like to tell the "rest of the story"!

Are their egos to deal with? Sure....but that's no different than any other club you may join! If you decide to socialize in any group of people, you'll have to deal with some that you wouldn't pick to hang out with. Many people figure this is a "hobby", you don't really need a club to build models, so why expose yourself to such people? I can tell you why! It's because of the larger number of friends you'll make! It's because you can learn faster from them than you can just reading articles about techniques. But mostly, it's because most of the people in IPMS are quite nice and actually make your hobby more fun!

Are contests picky? You bet! There's absolutely NO need to compete with your models! It's another whole ball of wax compared to just building for fun, and it can add stresses which suck a lot of the fun out of the hobby. The other side of the coin is that

competing will make you improve your building IF you want to win! Learning how to judge will teach you how to be more competitive, this in turn ups your game too. It can also prod you into finishing a project for a show, helping you complete something that might otherwise languish on the shelf of doom. You have to be willing to accept that competing has little to do with the enjoyment of building models, unless you enjoy competing just a s much!

Has IPMS had "scandals"? Lord yes! I heard, or lived through most all of them over the last 35 years. One treasurer absconded with most of the funds. There have been times (decades ago) when the magazines ran late because we couldn't mail them till the bill was paid. Yes, people have been "fired" from jobs in IPMS (me included) and others have been banned from the Discussion Forum. And, a couple of National judges have even been banned from judging at the Nats! Those in "power" at the time of these events all had their reasons for taking those actions. Justification depends on which side of the argument you're on. I can tell you this...to my knowledge, every one of those "banned" or "black balled" people are STILL IPMSUSA members! They just don't do what they used to do within IPMS! So, even those who sail the teacup tempests within IPMS recognize that the Society gives much more to them than what's been taken away.

And then there are the "urban legends".....Did someone actually break someone's model on purpose? Yes....BUT! It was a PRANK! Only a few were in on it, and it indeed had the shock value desired for those who saw it. I've NEVER heard of it happening on the sly as an act of sabotage or vandalism. Have models been stolen or gone

missing? I know of at least 5 occasions over 35 years where they have. A couple of them were cases of mistaken identity where friends picked up the wrong model for a friend; and it was later straightened out. The rest were thefts. However, knowing how each of us values our models, I do NOT think it was IPMS people who took them! Our shows are open to the public, which exposes them to children, uninformed gawkers, and facility personnel. I suspect most all of those thefts were done by "outsiders", and not modelers.

I've been a member of two clubs in two cities over the last 35 years. Luckily, both of them were top-notch! I've also visited at least 30 other clubs, both attending their meetings or shows, and have made friends in most of them. I too have heard tales about dis-function in IPMS clubs; and in fact, my best friend (who lives elsewhere) still tells me of some woes in his local club (which shall remain nameless here). It's a very small percentage that gives the rest of the clubs a bad name and a poor reputation with the public.

Have there been judging errors at shows? Of course! Judging is a subjective thing, despite the guidelines we impose on our judges. People who think they should have won will not be happy and say so to anyone who'll listen. Even we judges frequently question results, though it's usually so we can figure out IF something went wrong, and if so, how we can fine tune the system to avoid it in the future. I will tell you as a long time IPMS member with close to 25 years of National judging experience; unless you've judged yourself, you REALLY cannot make an OBJECTIVE argument on who won or lost. Most of the time, it's really sour grapes, and unfortunately those sour grapes are poured out enough in public to leave a bad taste in non-members mouths.

Is IPMSUSA a "stick in the mud", as Hap suggests? Yes, to a degree he's right! Trying to get the E-board to make a change or lead us into true membership growth is like pulling teeth. But, that's part of being human! NO ONE wants to fail! So, the guiding philosophy is sort of like doctors- first, do no harm! Thus, little to nothing truly new gets tried. Having put suggestions in writing to the Eboard (like I have done), only to have them quickly rejected, is frustrating. BUT, you cannot make changes from the outside. Getting mad and taking your ball and going home won't help better IPMSUSA!

ON the plus side of the coin, I have seen very good changes in IPMS, especially in the last 10 years. The Journal IS once again one of the best modeling mags out there, AND it's a bargain compared to most every other hobby magazine! IPMS has added the Discussion Forum on-line, which is like having a second "national" club you can belong to, AND you get to participate in those on-line "meetings" at your own convenience! The National Convention has gotten bigger and better, both in people attending, models entered, vendors selling wares, and in quality on the tables. If you look at who's won the "big" awards over the last 15 years it proves that IPMS is no longer a "plane" or "tank" building club! Everyone is not only welcome, those people building the "other" items frequently beat we airplane and armor builders at our own game!

IPMSUSA continues to evolve, and I think evolve for the better. The questions and comments Hap put forth DO need addressing by ALL of us. I'm glad Ocala made him feel so at home (and not surprised of that in the least). Its clubs like YOURS that are pushing IPMS in the right direction, and helping overcome the "hearsay" that keeps so many "Haps" from joining us in our fun! Cheers!

Show and Tell



F-16 by Joe Caputo



Joe Greenwood Corvette and other stock cars by Duane Wilson



Busch Stadium by Jim Rafferty



Leopard I tank by Walt Holder



A Monogram Skyraider by Mark Fidler




Scarab Strombecker by Joe Caputo



Dollar model collection by Dan Murtz




Skyraider II by Jack Muga



Another Hot Rod in the making by Mark Box



Steve McQueen Tribute Bike by Joe Caputo



DFW T28 Floh or Flea by Mike Knowles



A big 1/16 R/C Tiger by Steve Zandman

Across the Pond Pt2.


By Simon and Biggles

Well welcome back. Before you ask, yes it has been wet and windy since I last wrote. As I write now, there is a vase with some Daffodils in bloom on our coffee table to remind us that spring is soon upon us, lighter evenings and calmer weather.

My view on the state of the hobby in this country is optimistic. While on one hand there seems to be a lot of returnee`s like myself there does not seem to be as many starting the hobby, youngsters that is. Maybe a sign of the times we live in perhaps, with all the game machines out there etc. Also the lack of model shops on the high street, I understand that a lot of shops cannot afford high rents/rates etc. for a prime site, so are pushed to the fringes. A lot of these shops have a mail order side to them with their own web sites to help them survive, but they still need support.

Here lies a problem, 2 chains of stores have started to stock kits and paints in shops. This is great in one sense, as being high street stores they are more liable to get more people through their doors, so therefore the more chance of children seeing kits for sale. If successful, it could bring fresh blood into the hobby to follow on when we are not around.

When Modelzone opened up it gave me renewed interest in building kits again, one thing I noticed though that the age group of buying plastic models was more the mature person than youngster. Although saying that, there were quite a few fathers and sons looking and buying so let's hope that they get the bug too. Going back to web site stores, they have a part in




the hobby. I use a couple of them regularly, one to get the spare filters and parts for my airbrush, the other is handy for tools etc. which are sometimes harder to find in some local hobby shops.

One thing is for certain, it looks like the kit manufacturers have confidence in the market, with them bringing out new kits. Ok some may have been issued before and re-tooled and some are brand new, but whichever it adds to the long list of models which are becoming more available.

Also another I have noticed, in all my life I have never seen any advertising for models on TV. There was once, if I remember correctly a 6 part series on modeling called Model World. They were 30 minute programs covering figures, trains, war gaming etc. and that was back in the 70`s. Come to that, you rarely see model kits being advertised outside the realm of model magazines.

Do you still get that buzz when you open up a



new kit like you did all those years ago? I still do, looking at the sprues and the destructions. Even the good lady Biggles gets excited about it, and she has only just started the hobby recently. It made me laugh the other day when I got a catalogue through the post. She asked if she could have a look, and then proceeded to read it for an hour and a half. Also to see her look over a new kit and passing comments on flash and ejector pin marks like an old hand. When I was young, it was how many parts or does the undercarriage work or the flaps move etc., nowadays it`s can I see the bloody parts without my optivisor!!!!

Talking now about when we were young, Biggles found these books in a charity shop. They were first published in 1976 onwards, back in the days of scratch building and kit bashing. To think now that you can plans and even the resin conversions for most stuff now without leaving the comfort of your home.

Well that is about it for now. With a deadline fast approaching for this I will say cheerio, but just one more thing.

My wife and I would like to thank the club for making us honorary members of your club. The look on my wife`s face when she opened the

letter sent by Carol Caputo and the cards fell out was priceless. It made our day, never before has anything like this happened to us, we both feel very proud to be members, again a very big thank you. Also I noticed that Jim Page the founder of IPMS USA passed away, sad news indeed, our thoughts are with his wife and family.

Newsletter Poll

This month`s poll question was forgotten by me this month. Sorry guys but I do have a reply from a fellow modeler in another club to last month`s question.

Bruce Drummond

My first Hobby Shop:

I was lucky enough to grow up in West Hempstead on Long Island in NYS in the 50's (not quite as old as Joe but working on it daily)

It must have been relatively target rich environment for the sales of Models. My step father (after seeing all the kits built by his kids) introduced me to this world and I curse him for it to this day. The first remembrances were the Aurora Me 109, in candy apple red while the Jap Zero was in hard yellow.

I had never seen models like these before and they were the coolest

The fellow that lived behind me (Ron Tunison, a well-known artist today and on a lesser note Jack Kennedy worked there at the same time) and my playmate on and off showed me the Aurora Plastic model Company located on Vernon valley road. Anyway, on Sunday mornings we used to grab a few brown paper bags and sneak into the compound trying not to be seen by the drum lids

looking for the mother lode of built, pulled apart plastic kits (these were the ones given workers for building and test fitting all kits).

We the scooped out as many as we could into 2 or 3 bags or whatever we could get before being chased away. Then it was head home to split up, build and blow up or shoot with BB gun or during war game maneuvers to set them on fire when hit and destroyed. To this day if not disturbed I bet that yard still holds as much plastic as Aurora used on any given day.

There were many shops and candy stores as I was growing up that sold kits but alas they too noticeably began to disappear. And so it goes...

Club News & Events

Well I will keep this short and sweet as Joe has already given you most of the highlights of our annual ladies appreciation night. A good time was had by all who attended. Mrs. Donna Tripoulas was given an honorary membership award. Other awards that were also handed out were an "Empress of Plastic" award given to Carol Caputo for her model building skills. The final award was an award for 30 years long service to IPMS Ocala. This award included a nice plaque, crown and robe. I'm sure Joe will bring them for all to see at the next meeting for all to see.



In other club News a small contingent of Ocala members headed north to the Gator modelers club auction. Again a great time was had by all and many fine models were auctioned off. I would like to thank our host Bill Winters and his wife. The food was great and so was the auction. I think Mike was the auction bandit as he walked away with a steal on a 1/350 scale HMS Hood. I was eyeing it but I bowed out as Mike has had it on his wish list for some time.

We will be back at our usual meeting place at Trinity Lutheran church at 4001 NE 25Th Ave. We will also be having a build night sometime this month. We will discuss the time and day at the next meeting.

April is the "Dollar" model contest so you might want to get that little Su-25 done. May is the Airfix build contest so you still have plenty of time to work on that. April 5th is also the Venice Wings, Wheels, and Keels show.



Club Important Dates

- Next meeting is March 27th at Trinity Lutheran church at 7:00 P.M.
- March's theme will be something foreign made.
- April's meeting will be the 24th at Trinity Lutheran Church at 7:00 P.M.
- Wings Wheels, and Keels in Venice will is April 5th.

Websites of Interest

[IPMS USA](#)

scalemates.com

<http://imodeler.com/2012/10/how-to-paint-figure-faces-with-an-airbrush-a-video-tutorial/>

[HyperScale – An Online Magazine for Aircraft and Armour Modellers](#)

[Imodeler](#)

[Tony Matteliano's Scale Model Index](#)

[Swanny's Models](#)

[Primeportal.net](#)

Do you have a website you would like other to know about? Let us know and we will share it with everyone.

Letter from the Editor

Hello Again everyone.

Well as you may have noticed there is no "Poll Question" this month. Well that's because I simply forgot. It will return next month as well as another featured manufacturer (Aoshima).


Next month we will also have an article from Mike Knowles about a program or site that helps you organize and keep track of your stash. Next month will also have a tool tip from Jack Mugan on how to build some simple bases that can give you a slight edge in a show even if it only is a slight altitude advantage.

We will also be using Ed Ingersoll's form for the show n' tell, which will allow us to expand the descriptions in the show n' tell section. So try and remember what manufacturer and any aftermarket stuff you used.

Again we are always looking for articles and tools or tips for the newsletter. I saw a nifty work bench lamp at Bill's house. I hope he will send me a few pictures so I could build one and share it with everyone. I would like to point out that any tips, tools, or tricks you have be sure to send them in. There are always new modelers that can benefit from them. Like the two young builders that bid everyone up at the auction. So remember to pay it forward and share the tips.

Also if you have any websites that have useful information for modelers please send them in and I will add them to the list of websites. Joe has sent me many and I will try to include them soon.

Details



2014 Meeting Themes for the Year

Month	Theme	Program
• January	TBA	TBA
• February	TBA	TBA
• March	foreign made	TBA
• April	something on a base (the \$1.00 club models are due)	TBA
• May	something fictitious (Airfix group build contest from Dec.)	TBA
• June	open	Swap N'Sell
• July	summer/hot related	TBA
• August	wop-wop-wop (use your imagination)(2" base build due)	TBA
• September	"what FLOATS your boat"	TBA
• October	open	Possible club picnic
• November	open	Swap N' Sell/ Cans/ Dues
• December	open	Cans/ Dues

It's All About
Fun!

Club Contacts

President

Joe Caputo
Konda24@aol.com

Vice-President

Mike Knowles
preacherKnowles@gmail.com

Secretary-Treasurer

Dan Murtz
danielmurtz@yahoo.com

Club Contact and Club Librarian

Duane Wilson
Dmw976@aol.com

Newsletter Editor

Jacob Duryea
OcalaPMSnewsletter@gmail.com

Store Discounts

Rob' Hobby World

8600 SW ST RD 200
 Ocala, FL 34481
 (352) 854-2799
www.robshobbyworld.com
 10% discount

A Novel Idea Bookstore

Chapter One
 2019 E Silver Springs Blvd.
 Ocala Shopping Center
 Ocala, Fl. 34470
 (352) 351-9475

Chapter Two
 3131 SW College Road
 (Across from the Paddock Mall)
 Ocala, Fl. 34474
 (352) 390-8662
www.anovelideabooks.com
 10% discount

IPMS/USA MEMBERSHIP RENEWAL FORM	
IPMS No: _____	Name: _____
Address: _____	
City: _____	State: _____ Zip: _____
Phone: _____	E-mail: _____
Signature (required by P.O.): _____	
Type of Membership: <input type="checkbox"/> Adult, 1 year: \$25 <input type="checkbox"/> Adult, 2 years: \$49 <input type="checkbox"/> Adult, 3 years: \$73	
<input type="checkbox"/> Junior (under 18 years): \$12 <input type="checkbox"/> Family, 1 year: \$30 (only 1 Journal) How Many Cards? _____ <small>(Write family member names on back)</small>	
<input type="checkbox"/> Canada & Mexico: \$30 <input type="checkbox"/> Other/Foreign: \$32 (Surface) <input type="checkbox"/> Other/Foreign: \$55 (Air)	
Payment Method: <input type="checkbox"/> Check <input type="checkbox"/> Money Order <input type="checkbox"/> Credit Card (MC/VISA only)	
Credit Card No: _____	Exp. Date: _____
IPMS/USA Renew Online at www.ipmsusa.org	
P.O. Box 2475 North Canton, OH 44720-0475	



**MARK'S VINTAGE PLASTIC
JUNKYARD**

1/24 Plastic Models & Parts Consulting 1/25

Mark Box Buy, Sell, Trade
7 Hemlock Circle Pass - CALL -
Ocala, FL 34472 352-361-6921

