



# The Plastic Whittler



## Our Next Meeting:

Our next meeting will be on **Monday, February 17th, 6:30 pm**, at HobbyTown USA. Watch for Logan's Coupons! As usual we'll wrap up around 8 PM and relocate to Logan's for dinner.

## News & This Issue

Well this is a wordy issue of *The Plastic Whittler*. That's because there is a LOT of NEWS. This issue comes shortly after our show in January and in that short week between the MTMA show (last Saturday) and the Atlanta AMPS/Figure Show (next Saturday) and all the while the groundwork for our show plans for next year is being laid down.

**Our Last Meeting:** We welcomed several new members. Pages 3 to 6 show a series of photos thanks to Emanuel and Ted.

**This Coming Meeting:** A highlight will be a demo of Roy's Wash by Ed Sunder at the meeting. As a teaser I've reprinted the article from our October issue on page 26. Hopefully this will be the first in a line of demos of modeling techniques at our meeting and maybe it will be a regular part of our agenda. That will depend on keeping a stream of subjects



Lynn Petty - Chapter Contact  
9018 Oak Haven Drive  
Chattanooga, TN 37421  
hlpetty@comcast.net

and folks willing to do a little demo for a few minutes at the meetings. There will be lots to talk about. News and issues developing on our show will certainly be discussed. We'll also talk about the HobbyTown Show. And we'll have a laptop rolling a slideshow of Emanuel's photos from our show

**The ModelCon Debrief Meeting:** We held a Saturday breakfast/lunch meeting on Jan 25th at Panera Bread. Pages 31 to 33 is an annotated agenda from that meeting with notes that at least give the reader the gist of what was discussed.

**Proposed Rules for Next Year's ModelCon:** One thing that became evident was the need for a written set of rules for all to see. Pages 34 to 35 are a combination of words garnered from other Mini-con rules that is written as an initial draft of proposed rules for our show next year.

And more.....

**For Info on The HobbyTown Show & Clinic:** See page 2.

**For The MTMA Show Report:** See pages 7 to 9.

**For a Rambling Chat on Decals:** See pages 27 to 30.

**For a Bunch of Local Show flyers:** See pages 10 to 24.

**For a Copy of our Charter Renewal Letter:** See page 25.

**For a Good Time:** Go Build a Model!

UPCOMING EVENTS	DATE
Atlanta Figure Show / AMPS	2/14&15/2014
IPMS/Knoxville <b>REVISED DATE!!!</b>	3/08/2014
IPMS/Birmingham at Aniston	4/6/2014
HobbyTown Model Show & Clinic	4/26/2014
IPMS/Atlanta	5/10/2014
IPMS/Louisville	5/17/2014
IPMS/Piedmont R-XII Regional	9/19&20/2014

# HobbyTown USA

## Model Contest & Clinic April 26

Here we go folks.... This is our chance to say thanks to our local HobbyTown USA for letting us meet in the store regularly! The box here is a reproduction of a flyer that HobbyTown is putting in each bag for the next several weeks to advertise the local installment of the HobbyTown's National Model Contest. This date



is at a time that doesn't conflict with the many IPMS or AMPS show in the region, which means we can support them even better than we have before. In addition to performing the judging honors for the local entrants we'll be able to set up and do a build day in the back. Our last build day was very well received by both the visitors to the show and our own members. It was a real hoot to just sit, hang out, and build models together. The opportunity to share techniques and progress among each other was fantastic. I would expect this to be the same. At least one model that was started at the last build day actually was completed and entered in our show! The opportunity to pick up some more members is another plus to this event.

We'll plan more and talk about this at our meetings between now and April 26th. **BE SURE TO HOLD THE DATE!!!!**

GAMES · TRAINS · R/C · TOYS · BOATS · PLANES · MODELS & MORE!

### NATIONAL MODEL CONTEST

It's time for 2014's spring National Model Contest. Come in to HobbyTown USA® (Chattanooga) and show us your best modeling work. Any and all categories of models are welcome, and we'll be giving awards for best paint, best junior (ages 16 and under) and best in show.

Let your inner artist come out and Play smart with HobbyTown USA®.

10 A.M. to Noon drop off, 2 P.M. Judging/Awards  
April 26, 2014

Chattanooga HobbyTown USA

The local model club will be available from  
10 A.M. to 3 P.M. for a clinic on any questions you have  
about building or painting models.



David Blackwell	
Ben BonVillain	1/32 Tamiya Con-verted Israeli F-15
Phillip Chandler	
Bob Colbert	1/72 Mach 2 E-1 w/ dovetail seam added
Mike Fiore (New)	
Tom Gaston	
Keith Griffin (New)	
Horton Herrin	1/72 Spitfire MkV US/ Torch & 1/72 VF17 Corsair
Ted Ladd (New)	
Steve Lewis	
Brandon Lowe	
Jeff Mattheiss	
Mike Moore	
Lynn Petty	1/72 ME 109E-4 Night Fighter (in progress build)
Lee Pickles	
Emmanuel Roland	Photography
Jason Seneker	
Tim Simmons	
Jim Stevens	
Stan Stewart	
Ed Sunder	1/35 Academy UAV & 1/48 Canadaire Sa-bre
Roger Trochelman (new)	


**Photos from our last meeting**



Chattanooga Scale Modelers  
01.20.2014 meeting




Chattanooga Scale Modelers 01.20.2014 meeting



Chattanooga Scale Modelers  
01.20.2014







# MTMA Show Feb 8, 2014

We often call it “The Cookeville Show” but this year for a variety of reasons it was held in Crossville. That brings home the fact that this is The Middle Tennessee Modelers Association group not to be confused with the IPMS Middle Tennessee group that is more associated with that area 70 miles away south of Nashville near Murfreesboro. You got that now? This is the Cookeville show held at Crossville by the Middle Tennessee Modelers Association not IPMS Middle Tennessee. It’s a TENNESSE thing that harkens back to “The Three Great States of Tennessee.” Middle Tennessee is just a big area!

Dave Bowers, Randal Cooper and all the great guys of The MTMA are known for putting on a solid modeling show. They overcame several challenges to successfully put on their 30th ANNUAL SHOW!!! The primary challenges being the new location and the weather.

Not a lot you can do about the weather. It didn't bother our crew but I understand it prevented some folks from north and west of the state to attend. Model entries were clearly affected but the vendors area looked very busy all day.



Don't think too much about Mike's photo next to sign at the entrance to the show. He's not entering an Adult Bookstore. That's just the sign at the entrance to the venue! The location for the show was new to the group this year, economics and other issues making them leave their longtime location at Tennessee Tech. The new place is the main exhibit hall of the Cumberland County Fairgrounds which has three distinct divided areas which the group used effectively to have a model display hall, a vending hall, and an adjacent hall used for a breakout table relaxation area for folks to sit and talk or enjoy the snacks and food provided by the local 4-H



club.. While functional this year, the building shows signs that it is still undergoing construction that promises to vastly improve its usefulness. Lighting will certainly be improved when the drop ceiling is installed. Sheetrock walls will be

completed that will replace the blue curtains around the perimeter of each hall. But enough about the building and on with the show.

A glance around the model room and a review of the show flyer yields the fact this show is predominately an automotive show that still respects (as opposed to merely accommodates) the military and aircraft modelers of the area. Numerous splits in the armor and aircraft category were made on the spot during the judging to fit the actual models that attended the show. "Good Guy Armor" & "Bad Guy Armor" being my favorite split! Hey I was a part of the decision and it was completely fair! Syrians and WW2 Germans versus the WW2 Russians and US & The Coalition Forces of the late 20th century.

James Ruiz, Tom Gaston and myself did fine in the contest. But many others of our club made the trip and pitched in and helped judge or simply helped fill in the ranks of attendance. Lt. Gray did not make the trip, but he did phone us to see how the show was going. It is a shame we're quite there yet! Mike Moore



worked the crowd and helped judge of course. Ed Marcum, though not technically an IPMS/Chattanooga guy, really counts as one and he was there with Tom and us. Tim Simmons rode up with us and toured the area. He particularly did well in the raffle department, making his day totally profitable. Easily done when he sells one of his winnings on the spot and recouped the full cost of the few raffle tickets he purchased! That made his




winnings entirely free! And he took home stuff he is actually interested in!!! We saw James Burton as we arrived but he must have had an appointment to go somewhere else as he left early in the day.

Dave tells us they have only a handful of people working behind the scenes to put on their show. It is a testament that those few must be working very hard through the day and they must be thanked for their good work! Dave also tells us that their show next year will be in this new location and will be held on **May 16, 2015**. Save the Date!!!!!! There are a lot of changes in the dates for the lineup of shows in easy driving range of Chattanooga for next year. This is one of the more pleasant shows that makes a great one day trip for all modelers.



The Atlanta Military Figure Society presents

# THE ATLANTA MODEL FIGURE SHOW



FREE SEMINARS

SILENT AUCTION



THEME PARTICIPATION  
MEDAL

Given to those present  
that enter a theme figure  
or figures.



FREE SHOW FIGURE


Sculpted by Matt  
Springer, AMFS member,  
a young GMI soldier at the  
time of the Battle of  
Atlanta is given to those  
present and participating  
in the show. Optional  
headgear provided.

**FEBRUARY 14-16, 2014**  
**(WWW.ATLANTAFIGURES.ORG)**

**SHOW THEME: THE ATLANTA CAMPAIGN - 1864**  
**150TH ANNIVERSARY**

# AMPS Atlanta 2014

Atlanta Armor, Figure, and Modeling Contest and Exhibition



**AMPS Atlanta**

***Once Again Being  
Held At  
The Atlanta Marriott  
Century Center***

**2000 Century Blvd., Atlanta, GA 30345  
404-325-0000**

**Friday, Feb. 14 thru Sunday, Feb. 16, 2012**

This Year's Show Theme:

**“PEOPLE MOVERS”**



Eligible models will be of vehicles that were / are serve as combat troop carriers as their primary designed purpose. Wheeled or tracked vehicles are eligible. Any era vehicles are eligible. Documentation should be provided to verify the particular vehicle, model, and markings were designed as a combat troop carrier.

**A Great Way To Tune Up For  
The 2012 AMPS Nationals!**

**Great Southern Climate And  
Hospitality!**

[www.ampsatlanta.org](http://www.ampsatlanta.org)

[www.amps-armor.org](http://www.amps-armor.org)

**Over 110 Vendor Tables!**

**At Least 35 Armor Only Vendor  
Tables!**

**All Models Judged With The  
AMPS Open System!**



**Atlanta Military  
Figure Society**

This show is being held in cooperation with the Atlanta Military Figure Society. Their support is greatly appreciated.

## Schedule of Events

### Friday, February 14

7:00 – 9:00 pm – Exhibitor registration and set up.  
Exhibit and vendor halls open

### Saturday, February 15

9:00 am – Exhibitor registration opens, vendor hall opens  
10:00 am – Exhibit hall opens  
12:00 noon – Exhibitor registration closes  
7:00 pm – Vendor hall closes for the day  
9:00 – Exhibit hall closes for the day

### Sunday, February 16

9:00 am – Exhibit and vendor halls open  
11:00 am – Awards presentation

### Modeling Contest

Possibly the most important aspect of any AMPS event is the Modeling Contest. As anyone who has been to the show knows, the AMPS judging system has led the way in terms of fairness and credibility. Judging is done by a group of four judges, who evaluate each entry - not by what is wrong with it, but by what is right with it! To ensure fairness, the lowest score of the four is removed, and the other three are added. There is no actual competition, the entrants are competing only against themselves using a defined schedule of values for comparison. Experience levels are established to eliminate the intimidation factor so often associated with most shows.

### The AMPS Difference

Every year, people come from all over the world to experience what most consider to be the most fair and honest judging system available. As described above, AMPS judging is based on an open system, designed to reward the modeler for good work. To enable the modeler to present his most positive points to the judges, the system establishes five different classifications with which the modeler identifies himself, based on his own skill level. When the entry comes to be judged, it is reviewed to establish the skill level of the competitor and then judged accordingly. The classifications are described as follows:

**Junior** - Specifically set up for the younger modeler, this class gives the modeler the best chance to grow in the hobby and experience the AMPS philosophy.

**Basic** - This group is set up for the beginner modeler, and those of us who are just getting back into modeling after a long layoff (i.e. school or family).

**Intermediate** - By far the largest group, it includes modelers of varying skill levels who do not regularly enter competition or do not regularly win or place.

**Advanced** - For the more skilled modeler, these modelers regularly win or place in local and regional competitions.

For more information, contact one of the following  
AMPS Atlanta members:

Mike Reaves

[semperfi03732@msn.com](mailto:semperfi03732@msn.com)

Gregg Gaither

[gtgaither@comcast.net](mailto:gtgaither@comcast.net)


2014  
IPMS/Louisville  
Invitational  
Contest

May 17, 2014  
9 a.m. to 3:30 p.m.

3821 Hunsinger Ln,  
Louisville, KY  
40220

***D-Day***  
*The Invasion of  
Normandy*

70<sup>th</sup> Anniversary



Show Contact information:

Dr. Terry Hill

[thill35434@aol.com](mailto:thill35434@aol.com)

Vendor Contact

Dave Crouch

[dcrou@bellsouth.net](mailto:dcrou@bellsouth.net)

Entry fee: \$10(\$8 for IPMS/USA members with card) which includes the first two models, \$1 per model after the second.  
Juniors: (under 18) Flat \$5. General admission: \$2

[www.MMCL.org](http://www.MMCL.org)

Category Number	Category	Category Number	Category
	<b>Aircraft</b>	403	Speed Boats, Motor Torpedo and Patrol Boats (All Entries)
100	Biplanes 1/72 and smaller	404	Conversions and Scratch-Built (All Entries)
100.1	Biplanes 1/71 to 1/48		<b>Automotive</b>
100.2	Biplanes 1/47 and larger	500	Factory Stock/Production Vehicles (All Entries)
101	Prop Aircraft 1/72 and Smaller	501	Street Rod and Street Machines (All Entries)
101.1	Prop Aircraft 1/71 to 1/48	502	Customs (All Entries)
101.2	Prop Aircraft 1/47 and Larger	503	Competition (All Entries)
102	Jet Aircraft 1/72 and Smaller	504	Trucks (All Entries)
102.1	Jet Aircraft 1/71 to 1/48th	505	Motorcycles (All Entries)
102.2	Jet Aircraft 1/47th and Larger		<b>Space and Sci-fi</b>
103	Rotary Wing, All Scales	600	Real Space, Missiles and Vehicles
104	Civil, Sport, Racing, Unmanned, and Airships, All Scales	601	Science Fiction and Fantasy Vehicles
105	Airliners, All Scales		<b>Dioramas</b>
106	UAVs, Missiles, etc.	700	Figure Vignette (5 figs or less, no vehicles)
107	Vacuum Formed, Scratch, Conversions, All Scales	701	Diorama, Small Composition
	<b>Armor</b>	702	Diorama, Large Composition
200	Military Vehicles (Small Scale) 1/72 and smaller, All Types	703	Automotive, Sci-Fi, and Miscellaneous
201	AFV (Through 1945), 1/48th and Larger		<b>Miscellaneous</b>
201.1	AFV (Post 1945), 1/48th and Larger	800	All Entries
202	Armored Cars and 1/2 Tracks, 1/48th and Larger		<b>Juniors (Under 16)</b>
203	Soft Skin Vehicles (Tracked/Wheeled), 1/48th and Larger	0.1	Aircraft
204	Towed Artillery, 1/48th and Larger	0.2	Military Vehicles
205	Conversions, All Scales	0.3	Figures
206	Scratchbuilt, All Scales	0.4	Ships
	<b>Figures</b>	0.5	Automotive
300	Dismounted and Mounted (all Era) 53mm-	0.6	Diorama
301	Dismounted, 54mm to 70mm	0.7	Miscellaneous
301.1	Dismounted, 71mm and Larger		
302	Mounted, 54mm to 70mm		
302.1	Mounted, 71mm and Larger		
303	Conversion and Scratchbuilt (All Scales)		
304	Fantasy and Sci-Fi (All Scales)		
305	Busts (All Entries)		
	<b>Ships</b>		
400	Powered Surface Ships 1/401 and Smaller		
400.1	Powered Surface Vessels 1/400 and Larger		
401	Sailing (All Scales and Eras)		
402	Submarines 1/401 and Smaller		
402.1	Submarines 1/400 and Larger		

**PLEASE NOTE: Categories above will be split as necessary. It is anticipated that splits will occur. MMCL reserves the right to consolidate or split categories as the contest head judge sees fit. All decisions regarding splits and consolidates are final. Our contest allows sweeps. (i.e. a person may win more than one award per category with multiple entries in that category)**

# ATLANTA CON

2014



## Model Show

**Lockheed Martin Local Lodge 709  
1032 South Marietta Parkway  
Marietta, GA 30060**

***Saturday, May 10, 2014  
9:00 a.m. to 5:00 p.m.***

**Food and beverages will be available for purchase  
All proceeds supporting Guide Dogs of America**



**For additional information go to: <http://ipms-atlanta.org/>  
Contact: Bill Johnston at ([binga1952@gmail.com](mailto:binga1952@gmail.com)) ph. (678) 308-7308**

# The 2014 Phantom Phurball

presented by:

## PHANTOM PHLASHERS



Scan the  
QR Code  
for more info!

### Featuring:

- ◆ Souvenir Photos of Your Models!
- ◆ Best Invasion Striped (D-Day) Aircraft!
- ◆ Best Tiger Tank!
- ◆ Best Ford Mustang!
- ◆ Rescue Me! Best Rescue Subject!
- ◆ Best Civilian Aircraft!
- ◆ Best Vietnam War Subject!
- ◆ The BEST Raffle in the Southeast!
- ◆ See back for details!

Saturday April 5, 2014

at

The Anniston Meeting Center

1615 Noble Street Anniston, AL 36201-3838 (256)231-7675

## HAVE FUN & BUILD A MODEL!

### REGISTRATION

- ◆ \$10.00 registration for the first model, \$1.00 for each additional model
- ◆ Juniors (under 17) \$2.00 unlimited models!
- ◆ IPMS juniors free registration!

Vendor Tables: \$20.00  
Contact: Trey Rush  
|Email: rushwal@gmail.com  
|Phone: (205) 478-4091

Visit our website for up to date info & to download all the contest forms:

### INTEL REPORT:

The Anniston Meeting Center is located one block off Quintard Avenue (US Hwy 431/AL Hwy 21) between Wilmer Avenue and Noble Street directly behind the Victoria Inn and 'OMG Donuts!' Traveling North on Quintard, turn left on to 17th Street. Traveling South, turn right on to 17th Street. Look for the "Model Show" signs.

### CONTACT INFO:

Club President: Trey Rush |email: rushwal@gmail.com  
|Phone: (205) 478-4091  
Vice-President: Will Nichols |email: phantompho-  
cus@gmail.com |Phone: (205) 616-5499  
Treasurer: John Cornett |Phone W 205-320-0114, EXT  
26|C 205-283-5881  
email: JCORNETT@MTMENGINEERS.COM

<http://www.phantomplashers.org/anniston.html>



- 101# WWI AIRCRAFT AND RIGGED AIRCRAFT, ALL SCALES
- 103# SINGLE ENGINE PROP, 1/72 AND SMALLER, ALLIED
- 104# SINGLE ENGINE PROP, 1/72 AND SMALLER, AXIS
- 105# SINGLE ENGINE PROP, 1/48, ALLIED
- 106# SINGLE ENGINE PROP, 1/48, AXIS
- 107# MULTIENGINE PROP
- 110# JET AIRCRAFT, 1/72 AND SMALLER
- 111# JET AIRCRAFT, 1/48
- 112# FIXED WING AIRCRAFT, 1/32 AND LARGER
- 113# ROTARY WING AIRCRAFT, ALL SCALES
- 114 SCRATCH BUILT, VACCUFORMED, CONVERSIONS, RESIN
- 115# CIVILIAN AIRCRAFT, ALL SCALES
- 200 ARMOR
- 201# MILITARY VEHICLES, 1/48 AND SMALLER
- 202# CLOSED TOP AFV'S, WWII & EARLIER, AXIS
- 203# CLOSED TOP AFV'S, WWII & EARLIER, ALLIED
- 204# CLOSED TOP AFV'S, POST WWII
- 205# ARTILLERY, ALL ERAS (INCL RR GUNS & MISSILES)
- 207# SOFT SKIN MILITARY VEHICLES, ALL ERAS (INCL TRUCKS, JEEPS, UNARMORED HALFTRACKS, & MOTORCYCLES)
- 208# OPEN TOP AFV'S & AFV'S W/ INTERIORS, ALL ERAS (INCL AS-SAULT GUNS & SP GUNS)
- 299 TIGER TANKS, ALL SCALES (TIGER I & TIGERII)
- 300 AUTOMOTIVE
- 301 STOCK
- 302 STREET
- 303 RACING
- 304 COMMERCIAL
- 400 MISCELLANEOUS
- 401 OPEN CLASS
- 402 DISPLAY ONLY
- 500 SPACECRAFT & SCIENCE FICTION
- 501 FICTITIONAL SPACECRAFT
- 502 NON-FICTITIONAL SPACECRAFT
- 600 NAVAL
- 601# SURFACE SHIPS
- 603# SUBMARINES
- 700 FIGURES AND VIGNETTES
- 701 MILITARY
- 702 NON-MILITARY & FANTASY
- 800 JUNIOR DIVISION (17 AND YOUNGER)
- 801# AIRCRAFT
- 802# ARMOR
- 803# AUTOMOTIVE
- 804 MISCELLANEOUS
- 900 DIORAMAS
- 901 MILITARY
- 902 NON-MILITARY

**SPECIAL AWARDS:**

- BEST INVASION STRIPED (D-DAY) AIRCRAFT
- BEST TIGER TANK (TIGER I OR II, ANY SCALE)
- BEST FORD MUSTANG
- BEST RESCUE SUBJECT
- BEST CIVILIAN AIRCRAFT
- BEST VIETNAM SUBJECT

**CONTEST AWARDS:**

- THE LYNN JONES EXCELLENCE IN MODELING BEST IN SHOW AWARD
- BEST AIRCRAFT
- BEST ARMOR
- BEST OF THE REST (CATEGORIES 400, 600, 700, 900)
- BEST JUNIOR MODELER
- BEST AUTOMOTIVE
- BILL NORMAN MEMORIAL BEST USMC AWARD
- PAUL SOLOSKY MEMORIAL ORIGINALITY IN MODELING AWARD

**NOTE:** Splits will be determined by the head judge as needed. Categories indicated with “#” will have a separate Out of the Box Award. Categories with less than three (3) entries may be combined.

**ADMINISTRATIVE NOTES:**

1. THE CONTEST IS OPEN TO ALL CONTESTANTS. YOU DO NOT HAVE TO BE A MEMBER OF IPMS/USA TO COMPETE.
2. IPMS/USA JUDGING STANDARDS WILL BE USED THROUGHOUT THE CONTEST. BASIC MODELING SKILLS WILL BE THE PRIMARY CONSIDERATION FOR SEPARATION OF AWARDS.
3. MODELS MUST BE THE SOLE WORK OF THE ENTRANT.
4. A MODEL MAY NOT BE ENTERED IN MORE THAN ONE CATEGORY. IT MAY, HOWEVER CONSIDERED FOR MORE THAN ONE SPECIAL OR THEME AWARD.
5. IPMS/PHANTOM PHLASHERS DO NOT ACCEPT OR ASSUME RESPONSIBILITY FOR LOSS OR DAMAGE TO MODELS. MODELS WILL BE HANDLED DURING JUDGING, BUT THE UTMOST CARE WILL BE USED TO PREVENT ANY DAMAGE TO MODELS.

6. MODELS SHOULD BE ENTERED IN THE APPROPRIATE CATEGORY. IF A QUESTION ARISES ABOUT THE PROPER CATEGORY FOR A MODEL, THE HEAD JUDGE WILL MAKE THE FINAL DETERMINATION.

7. **CATEGORIES MAY BE COMBINED OR SPLIT AT THE DISCRETION OF THE HEAD JUDGE.**

8. BASES MAY BE USED TO DISPLAY MODELS BUT WILL NOT BE JUDGED AS A PART OF THE MODEL AS LONG AS THEY DO NOT DEPICT A THEME OR A STORY. IN SUCH CASES, THE MODEL MAY BE PLACED IN THE APPROPRIATE VIGNETTE OR DIORAMA CATEGORY AT THE DISCRETION OF THE HEAD JUDGE. PLEASE INDICATE ON ENTRY FORM IF MODEL IS/IS NOT ATTACHED TO BASE.

9. **MODELS HAVING RECEIVED ANY AWARD AT ANY IPMS/USA NATIONAL CONVENTION OR A 1ST PLACE OR SPECIAL AWARD AT ANY REGION 3 CONVENTION MAY NOT BE ENTERED INTO COMPETITION. REGION 3 CONVENTION 2ND AND 3RD PLACE RECIPIENTS MAY BE ENTERED IN COMPETITION.**

10. ANY CONFLICTS IN JUDGING WILL BE RESOLVED BY THE HEAD JUDGE. JUDGES' DECISIONS ARE FINAL.

11. **A MODIFIED NO-SWEEPS RULE IS IN EFFECT. A MODELER MAY WIN MORE THAN ONE PLACE IN ANY CATEGORY, BUT MAY NOT WIN ALL THREE, OR ALL FOUR, IF AN OOB AWARD IS INCLUDED IN THAT CATEGORY. A MODEL MAY WIN THE OOB AWARD AND THE 1ST, 2ND OR 3RD PLACE AWARD IN ANY GIVEN CATEGORY.**

12. A MODEL DOES NOT NECESSARILY HAVE TO PLACE 1ST IN ITS CATEGORY TO QUALIFY FOR A SPECIAL OR THEME AWARD.

13. CONTESTANTS MUST REGISTER ALL MODELS PRIOR TO TAKING THEM INTO THE CONTEST DISPLAY AREA. COMPLETE ALL REGISTRATION AND ENTRY FORMS AND INDICATE ANY SPECIAL OR THEME AWARDS THE MODEL IS ELIGIBLE TO COMPETE FOR ON THE ENTRY FORM. NO REGISTRATIONS WILL BE ACCEPTED AFTER 12:00 PM. C.S.T.

14. ANY MODELER AGE 17 AND UNDER MAY COMPETE IN THE JUNIOR CATEGORIES. JUNIORS MAY ALSO COMPETE IN ANY OPEN CATEGORY, BUT MODELS SO ENTERED WILL NOT BE CONSIDERED FOR ANY "BEST JUNIOR" AWARDS.

15. TROPHY SPONSORSHIPS MAY BE PURCHASED FOR \$30.00 PER CATEGORY. ANY SPONSORSHIP PURCHASES WILL BE GREATLY APPRECIATED.

16. VENDOR TABLES MAY BE PURCHASED FOR \$20.00 PER TABLE. ANYONE RESERVING MORE THAN FIVE TABLES WILL BE CHARGED \$20.00 FOR THE FIRST TABLE AND \$15.00 FOR EACH ADDITIONAL TABLE. IT IS REQUESTED THAT TABLES BE PAID FOR IN ADVANCE OF THE CONTEST. VENDORS WILL ALSO BE ASKED TO DONATE AT LEAST ONE ITEM FOR THE CONTEST RAFFLE.

17. TROPHIES WILL BE AWARDED FOR 1ST, 2ND AND 3RD PLACE IN EACH CATEGORY. HONORABLE MENTION RIBBONS MAY BE AWARDED AT THE DISCRETION OF THE CATEGORY HEAD JUDGES. SOME CATEGORIES MAY ALSO HAVE AWARDS FOR OUT OF THE BOX. SEE NOTES AT THE END OF THE CATEGORY LIST FOR THOSE CATEGORIES.

18. NO UNATTENDED CHILDREN WILL BE ALLOWED IN THE MODEL DISPLAY AREA.

19. A "MAKE AND TAKE" MODELING SESSION WILL BE CONDUCTED BEGINNING AT 12:30 FOR CHILDREN OF ALL AGES. CHILDREN PARTICIPATING IN "MAKE AND TAKE" MUST BE ACCOMPANIED BY AN ADULT. THERE IS NO CHARGE FOR THIS SESSION.

20. **THE KIT INSTRUCTION SHEET MUST BE DISPLAYED WITH THE MODEL IN ORDER FOR THE MODEL TO BE CONSIDERED FOR AN OUT OF THE BOX AWARD. THIS IS IN ACCORDANCE WITH CURRENT IPMS/USA CONTEST RULES.**

21. MODELS THAT ARE PREDOMINATELY DIE-CAST METAL WILL NOT BE ALLOWED. DIE CAST PARTS OR CHASSIS ARE PERMITTED, IE SUCH AS LANDING GEAR LEGS & SOME 1/48 TANK HULLS. JUNIOR MODELS ARE EXEMPT FROM THIS RULE..

**SCHEDULE OF EVENTS:**

- 7:00 AM to 9:00 AM: Vendor Setup
- 9:00 AM: Doors open to public
- 9:00 AM to 12:00 PM: Registration
- 12:00 P.M.: Raffle Drawings Begins (held every 30 minutes)
- 12:00 PM: Judges Meeting
- 12:30 P.M. to 3:00 PM: Model Judging
- 12:30 P.M. to 3:00 PM: Make-And-Take
- 3:00 PM: Model display area reopened to public; trophies placed with winning models
- 4:00 PM: Awards Ceremony
- 5:00 PM: Contest Closes

**Contact info:**

- Club President:** Trey Rush |email: rushwal@gmail.com  
|Phone: (205) 478-4091
- Vice-President:** Will Nichols |email: phantompho-cus@gmail.com |Phone: (205) 616-5499
- Treasurer:** John Cornett |Phone W 205-320-0114, EXT 26| C 205-283-5881 | email: JCORNETT@MTMENGINEERS.COM
- Vendor Table Sales:** Trey Rush |email: rushwal@gmail.com  
|Phone: (205) 478-4091

Contest forms can be downloaded at:

<http://www.phantomflashers.org/anniston.html>



# The IPMS USA 2014 50th Anniversary National Convention



August 6-9, 2014 at the Hampton Roads Convention Center  
Hampton, Virginia

*Celebrating Modeler's Skills to Build  
- 50 Years of Achieving Your Imagination -*



**Convention** Adult \$40.00 (Pre-registration)  
**Registration:** Adult \$45.00 (After Jun 30, 2014)  
Junior (< 17) \$25.00  
**Vendor** Regular Table: \$75.00  
**Registration:** Preferred Area Table: \$100.00

No Waiting in Line - Pre-registered guests will receive their convention badge in the mail.

**New Facility centrally located in Hampton Roads**

- Over 450 Vendor Tables
- Over 100,000 sq. ft. of display and vendor space
- 3,500 Free parking spaces available
- Easily accessible on-site food service available in vendor area

**6 Contracted Hotels within 1/2 mile of the Convention Center**

**4 Special Convention Theme awards:**

- "America's Pony"**  
- Best model of the iconic Ford Mustang
- "Over There"**  
- Best subject from the First World War
- "The British Invasion"**  
- Best British subject (judging teams will be augmented by members of IPMS Ipswich)
- "Honoring the Vietnam Veteran"**  
- Best Vietnam era subject 1964-1975

**Raffle • Multi-track Seminars • Tours  
Make & Take • SIG and Static displays  
Many historic local attractions and family activities  
VASC Social to benefit the Wounded Warrior Project**

## Contacts

Chairman ..... John Lent ..... [eljefe@ipmsusa2014.com](mailto:eljefe@ipmsusa2014.com)  
Contest ..... Jared Nuss ..... [contest@ipmsusa2014.com](mailto:contest@ipmsusa2014.com)  
Registration .... Chip Jean ..... [registration@ipmsusa2014.com](mailto:registration@ipmsusa2014.com)  
Vendors ..... Mike Mattei ..... [vendors@ipmsusa2014.com](mailto:vendors@ipmsusa2014.com)  
Lodging ..... Tom Jett ..... [lodging@ipmsusa2014.com](mailto:lodging@ipmsusa2014.com)

# 32nd ANNUAL SMOKY MOUNTAIN MINI-CON

## SATURDAY MARCH 8, 2014

AT THE ELLINGTON PLANT  
SCIENCES BUILDING,  
UNIVERSITY OF TENNESSEE



**PRESENTED BY**

# THE KNOXVILLE SCALE MODELERS ASSOCIATION



### ON SITE HOBBY VENDORS

- selection of car, aircraft, military vehicle, figure kits & diorama accessories for sale.

### MODEL CONTEST

- aircraft, cars, armor, figures, dioramas and more on display. Awards at 3.30 pm.

### RAFFLE TICKETS \$1 EACH

- many types of model kits as prizes. Draw at 1 pm.

**FREE ADMISSION....FREE PARKING**  
9.00 AM – 4.00 PM

SEE OVER FOR MORE INFORMATION AND DIRECTIONS

Want to join our club? Check out our website at <http://knoxvillemodelclub.webs.com/>



A member of the  
International  
Plastic Modelers'  
Society

**Browsing,  
buying or  
entering the  
contest, come  
and visit us on  
March 8, 2014!!**

**Contest information:**

Judging will be done by IPMS standards - 1<sup>st</sup>, 2<sup>nd</sup> and honorable mention, plus there will be a best of show award.

Contact Mike Driskill for an entry form and he will send one to you by email. The complete list of categories is printed on each entry form. Entry forms are also available at the show.

**General contact:** Mike Driskill at

[mwdriskill@gmail.com](mailto:mwdriskill@gmail.com)

**Vendor information:**

Tables are 8 feet x 2½ feet. Cost is \$20.00 per table. Good unloading access. Handcarts and help with unloading and loading are available.

**Vendor contact:** Peter Bos at

[peterb@musfiber.com](mailto:peterb@musfiber.com)

**Directions:**

**From the west:** exit I-40 at Alcoa Highway (Exit 386 B). Exit at Neyland Drive (2<sup>nd</sup> exit) and turn left onto Neyland Drive. Go to the first traffic light and turn left onto Joe Johnson Drive, which is the main entrance into the UT Agricultural Campus. Go 2 blocks to the traffic light at Chapman Drive. The Ellington Plant Sciences Building is on your near left corner, and free parking is on your right, off Chapman Drive.

Vendors can unload from Chapman Drive through a side door directly into the hall.

**From the east:** take I-40 to Exit 386B and keep left for the Alcoa Highway entry ramp. Exit at Neyland Drive and follow the directions as shown from the west.

**From northbound Alcoa Highway:** note there is no exit onto Neyland Drive from northbound Alcoa Highway. You will have to go to the Cumberland Ave/ Kingston Pike exit and turn left, then left again onto southbound Alcoa Highway. Exit at Neyland Drive and follow the directions as shown from the west.



**Saturday, March 15,  
2014**

**9am-5pm**

**University of West  
Florida  
Conference Center  
Pensacola, FL**

Contact person: Kim  
Sheldon, 850-479-2629  
ksheldon@bellsouth.net



**IPMS/  
Pensacola Modelers**



# 2014



## **Scale Model and Miniature Figure Expo**

Hosted by IPMS Pensacola Modelers and the Panhandle Miniature  
Figure Society

**Scale Model Theme: "Sixty Years of the  
Lockheed Hercules, 1954-2014"**

**Miniature Figure Theme: "100 Years of  
Movie Characters"**

- 48 Regular Categories
- Special Categories and Awards
- Modeling seminars and Make-n-Take workshop for the kids!
- Raffle Drawings
- Vendors Room
- Lodging nearby at Davis Hwy and I-10:
  - ◊ Holiday Inn Express
  - ◊ La Quinta Inn, Motel 6
  - ◊ Red Roof Inn, Comfort Inn
- Nearby Attractions: National Naval Aviation Museum, Ft. Pickens, Gulf Coast National Seashore, Pensacola Beach, Pensacola Ice Flyers Hockey (Civic Center)

**Complete Contest Info at [www.pensacolamodelers.com](http://www.pensacolamodelers.com)**



## Categories

Class	Category	Sponsor
4. Nautical	A. Unpowered Vessels (Sail, Oar, Paddle) B. Engine Powered Vessels	Hugh Alcock in memory of Captain Bart Holmes
5. Military vehicles	A. Tracked (Including half-tracks) B. Wheeled C. Small Scale (Smaller than 1/50)	
6. Straight Out of the Box Models* (*See Contest Rules for Definition and Requirements)		
7. Dioramas* (*See Contest Rules for Definitions)		
8. Collections (5 or more related subjects)		
9. "What If" (Prototype, proposed or experimental aircraft, vehicles or vessels which never reached service; or imaginary or fictional aircraft, vehicles or vessels. See Contest Rules for supporting requirements.)		
10. Miscellaneous		
11. Juniors	A. 1/72 and Smaller Aircraft B. 1/50 and Larger Aircraft C. Military Vehicles, Tracked D. Military Vehicles, Wheeled E. Spacecraft, (Real & Sci-Fi) F. Vessels G. Dioramas H. Miscellaneous	

## Miniature Figures Categories

- A. Basic (For Modelers awarded no more than 3 awards in Basic categories and none in Advanced in prior competitions)
- B. Junior (For Modelers 17 and under)
- C. Painter (Stock or minor conversions; primarily judged on painting skill)
- D. Open (Major conversion or original sculptures; judged on skill in sculpting, conversion or scratch-building as well as painting)
- E. Vignettes (Four or fewer figures without interaction with vehicles depicted)
- F. Dioramas (Five or more figures depicting action or a story; or figures depicting action with any type of vehicles in the scene)
- G. Gaming Figures
- H. Gaming Units (Squads, armies; any multi-figure unit)



# Southern Nationals 2014



## SUNDAY! SUNDAY! SUNDAY! & MONDAY! MONDAY! MONDAY!

'Sunday' drag racers  
and cars sold on  
'Monday' inspired by  
their race version



## NNL Style Model Car Show & Swap Meet

November 8, 2014 • 10:00am - 4:00pm • Smyrna Community Center • Smyrna Georgia

- The NNL is a non-judged event organized to promote fellowship among model builders. However, awards will be presented for Best in Show, Best Junior, etc.
- Model car categories include: replica stock, custom, tuners, street rods, various competition classes and others.
- The host hotel is a new, fully-renovated location right off I-75 and Windy Hill Road. Comfort Suites at 2221 Corporate Plaza Parkway S, Smyrna, GA 30080. Direct front desk phone (770) 541-1499 / Fax (678) 802-0549. For special room rate, mention the Group Code "ACME". A hospitality suite will be open to show attendees both Friday and Saturday evenings.
- 6' vendor tables are \$25 each.
- A "Make It-Take It" event is scheduled for children 12 and under to learn modeling skills. A FREE kit is provided (one per child per paid admission).
- We will offer an "Early Bird" admission pass at \$20 each. This will include entry to the contest.
- Entry Fee: \$8.00 to enter models into the show (unlimited).
- General admission is \$3.00. Children under 12 free with paid adult.

### Vendor info:

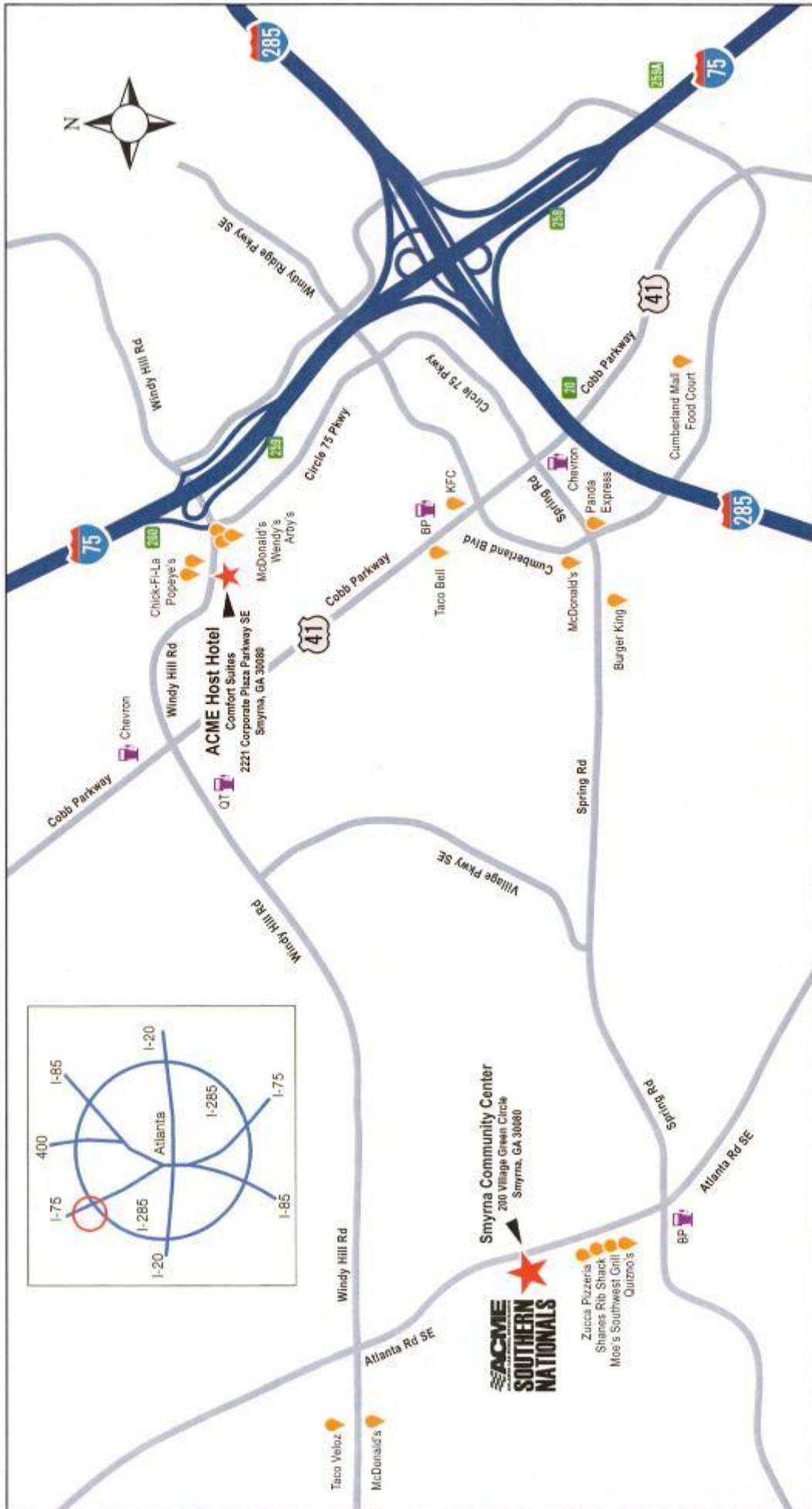
ACME  
P.O. Box 4288  
Alpharetta, GA 30023-4288  
[www.acme-ipms.com](http://www.acme-ipms.com)  
[vendorinfo@acme-ipms.com](mailto:vendorinfo@acme-ipms.com)

# ACME

ATLANTA CAR MODEL ENTHUSIASTS

[www.acme-ipms.com](http://www.acme-ipms.com)

Revised 11.13 | preliminary flyer info subject to change



# NNL Style Model Car Show & Swap Meet

November 8, 2014 • 10:00am - 4:00pm • Smyrna Community Center • Smyrna Georgia





**IPMS/USA**  
By Modelers For Modelers

## International Plastic Modelers' Society - USA Branch

Congratulations, your Chapter has successfully completed the re-charter process for 2014. By renewing your Charter with IPMS, you commit yourselves to promote this great hobby of ours and IPMS/USA as a whole.

Attached is your 2014 Charter sticker. Please attach it to your Charter certificate. If your certificate is full, please contact me at [dlc@ipmsusa.org](mailto:dlc@ipmsusa.org) for another one.

Don't forget that you have many opportunities to promote the hobby. A display/demo at the local mall, air show, airport, museum, etc. will increase your footprint in the local area. To help improve your demo/display, you may contact IPMS for free Make-N-Take supplies, just fill out the form at <http://www.ipmsusa.org/MakeNtake/Make-N-Take.htm>

If you want to "give back", then your chapter can make donations to the Support-The-Troops and/or the Make-N-Take programs, both are worthwhile programs that IPMS/USA is heavily involved in. For more information on how to donate, please contact MJ at the home office, [mj@ipmsusa.org](mailto:mj@ipmsusa.org). MJ is also your source for advertizing materials, such as flyers, copies of The Journal, etc.

Larry Randel

#25884

IPMS/USA - Director of Local Chapters



## Roy's Future Wash

**(Reprinted from our October 2013 edition in preparation for the demo next Monday Night)**

Hands down the best wash ever for highlighting detail in areas such as gearbays, cockpits, wheel hubs engines, anywhere you have a lot of raised ribs, bolts, rivets, corners and such... anywhere that the wash can collect and do its magic. It also will work well with sunken detail such as grates and screens and holes, but a little more about this later. What's so great about it is the beautiful gradated shadows it creates around the details. As the Future collects in corners and around details, the pigment is denser in these areas. You will never get the clumpy pigment separation that you get when you thin enamels too much.

What this wash is NOT good for is large open areas such as doing a panel line wash. Use something else, this is not for that.

Its quite simple to make. I get a small mixing dish or bottle cap or something. I work in small batches, but some prefer to mix a whole bottle. The ratio is dead simple.

50% Future (Pledge)

50% tap water

A few drops of acrylic paint to taste.

My advice is to get some scrap parts with lots of detail on them. paint them a base color. Practice on these parts till you get it down. The reason is that this is a one shot thing. Once its on, its on. It dries quickly, so you have to work somewhat quickly. Sounds scary? Nah! You just need to make friends with it.

Its the best wheel wash ever. Once the future and water is mixed. add a drop of paint (I use Pollyscale scale black, sometimes with a touch of brown) Stir it up. With a number 0 or 1 sized brush, flood the wash into the area you want to wash. Work quickly. Not too quickly, or you will get bubbles. Avoid pooling on open areas. You may want to have some paper towel handy to blot up excess like this. Soak up excess pooling on corners with your wiped clean paintbrush. Pooling is fine, you just want to absorb large amounts. You will get the feel for it quickly. Let it dry. You can get a range from barely hinted at shadows to quite stark, depending on how much paint you have. Some subtle staining of the walls will occur, but it is subtle, and adds a nice used look to the gearbay or cockpit or wheel you are washing. The great thing is if you think its too subtle. wait 30 minutes and do it again.

One thing to watch out for is bubbles. They tend to happen in recessed detail if you work too quickly. I blow across them to pop the bubbles. Most will pop on their own.

The guys who have adopted this wash absolutely love it. Try it. I think you will find there is no better way to bring out detail.

Hope this helps. Roy

# Decal Exchange

This may be a bit hard to follow but please bear with me. A few days ago some of us participated in an e-mail exchange regarding decals. It dawned on us that this could be the makings of an article in this newsletter. The next few pages are an unedited view of that exchange. I grant it could be read easier if it were edited by this editor, but I really want to work on a model and need to finish this issue up and get back to modelling. You may have to read this “backwards from page 29 to page 26 to understand. Enjoy!!!!

**From:** [hlpetty@comcast.net](mailto:hlpetty@comcast.net) [<mailto:hlpetty@comcast.net>]  
**To:** Mattheiss, Jeff  
**Cc:** Michael Moore  
**Subject:** Re: Decal Question

If you know what Solvaset is (Walthers Model Railroad Decal solution - VERY Strong - been know to literally dissolve MicroScale decals) it is alcohol but I don't know what strength. MicroSol seems to not smell as strong but I understand it is some type of alcohol too.

All the vinegar in MicroSet does is act as a wetting agent to "make water slicker" though it does help make the decal conform.

MicroSol does make the decal soften a whole lot.

For the price and considering the "risk" it is all too easy to just buy the Micro Products and use them for convenience and to minimize risk, even if Vinegar is cheaper by the gallon.

Back in the 1960s Walthers made Model R/R decals that were nice and accurate (easy to do when your reference material is just outside the door or down the street at the R/R crossing) but very thick and needed the strong solution

---

**From:** "Jeff Mattheiss" <[JeffM@mail.HamiltonTN.gov](mailto:JeffM@mail.HamiltonTN.gov)>  
**To:** [hlpetty@comcast.net](mailto:hlpetty@comcast.net), "Michael Moore" <[maxwinthrop@yahoo.com](mailto:maxwinthrop@yahoo.com)>  
**Subject:** RE: Decal Question

Ahhhh ... and thus a “true modeler” is like an antique dealer ... or Fred Sanford, depending on who looks at your “collection”.

OK. I guess I better “ramp up” my need for that sheet and put it in a higher category.

I think ESCI sheets are still good FOR THE A/C PROFILES they have in them. Yes, the decals aren't worth much but the nice subjects they include can contribute to some worthwhile enjoyment. Hopefully, he wasn't expecting to USE the decals!

I like your comment on decals AS reference. Those I still have are mainly for that purpose.

So, MicroSet is just white vinegar? Had not heard that one before. What would be an OTC product for MicroSol then?

**From:** [hlpetty@comcast.net](mailto:hlpetty@comcast.net) [<mailto:hlpetty@comcast.net>]  
**To:** Michael Moore  
**Cc:** Mattheiss, Jeff  
**Subject:** Re: Decal Question

I FULLY AGREE You need both!!!! And a month from now when MicroAeroModelDecalABTETC comes out with a sheet you need it too!!!!

I am reminded of one of the decal seminars I went to at a nationals a few years ago.

There is a who subculture that collects decal sheets!!! Nothing wrong with that. I don't know if there is a big

investment value out there (but could be!!! think about Ed's Space Shuttle decal). I think it was FOXOne Decals (a small one/two man operation) that produced some really neat Phantom and B-1 decals sheets who said when they released new sheets there were people who had standing orders to buy 4 or so sheets for their closet (or resale when they were out of print!!!)

Another thought is that a decal sheet is like a book! It is another reference on the markings with "commentary" by the producer on what he sees in the photographs!!!! (or real plane as the case may be)

Buy it and savor the knowledge.

Bill Von Staden used to espouse the modelling theory of "critical mass" I think he is right on that point, at least to a degree. Once you obtain enough stuff (kits, resin, photo etch, decals, books, etc.) you achieve critical mass. The potential energy in critical mass..... When you achieve critical mass you build it!!! (goes back to SUBJECT MATTER INTEREST!!!) I must be close to a nuclear explosion on several projects!!!!

The other point of the seminar at that nationals was to seal up your decals sheets in poly-bags to keep the moisture content in equilibrium (not too dry - not too wet) and protect your stash of decals from silverfish. They are attracted to the glue. Also decals on blue paper tend to be better than decals on white paper. Cartagraph decals have lead in their ink. That is allowed in Italy not in the US - that is why Cartagraph ink is more opaque than MicroScale. MicroSet is just white vinegar. Good seminar!!!!

BTW Jeff If you got \$1 for an ESCI sheet you did good!!!!!! They were prolific in the day and did a great job of putting decals out there from the subjects in Profile Publications. I know you are old enough to know who they were! They tend not to age well as decals though. Their shelf life seems short to me. They seem to yellow up very easy and the glue just doesn't stick. Still if the subject of interest is on one of their sheets they may be the only game in town.....

---

**From:** "Michael Moore" <[maxwinthrop@yahoo.com](mailto:maxwinthrop@yahoo.com)>

**To:** "Jeff Mattheiss" <[JeffM@mail.HamiltonTN.gov](mailto:JeffM@mail.HamiltonTN.gov)>, [hlpetty@comcast.net](mailto:hlpetty@comcast.net)

**Subject:** Re: Decal Question

Well, it's only my opinion, but if it were markings I was highly enamored of, I'd keep the Aeromaster sheet AND pick up the Print Scale sheet. I'd also go ahead and buy the Print Scale sheet now, before it goes out of print and the ebay price for it sky rockets!

And yes, as a modeler, you are responsible for your own research if you want to be sure that your model is as accurate as you can make it. The number of poorly researched or poorly interpreted decals out there is too large to count.

---

**From:** "Mattheiss, Jeff" <[JeffM@mail.HamiltonTN.gov](mailto:JeffM@mail.HamiltonTN.gov)>

**To:** Michael Moore <[maxwinthrop@yahoo.com](mailto:maxwinthrop@yahoo.com)>; [hlpetty@comcast.net](mailto:hlpetty@comcast.net)

**Subject:** RE: Decal Question

I THOUGHT OF IT FIRST! No, really, it did cross my mind ... along with a few dozen other things ... Maybe I better start at the beginning (no, I won't sing the song although it did come to mind). I've been holding an AeroMaster set that included a very nice subject of a 109F-4 of 9./JG 3 in the summer of 1942 with very striking camouflage of tan, green, gray, and light blue (reference Oberfeldwebel Eberhard Von Boremski). This set I've held onto as that scheme has been "on the back burner" in my mind and I didn't wish to part with it yet. Then, all of a sudden, whilst perusing rebelalpha on eBay (Scotts Model Workshop), I find that Print Scale does a sheet with the same markings. Now it appears I really don't need to hold onto my AeroMaster set. Or do I? THAT is the crux of my question.

So, if I'm hearing correctly, a modeler must do his research on the decal AS WELL as on the kit for a particular subject in mind. I have no objections to holding onto the AeroMaster set and then getting the Print Scale set when I "get around" to building that particular craft. I guess it ends up being personal preference in a lot of ways.

Thank you for your input.

PS: I'm good for a few other questions that might end up as articles, too. J

**From:** Michael Moore [<mailto:maxwinthrop@yahoo.com>]

**To:** [hlpetty@comcast.net](mailto:hlpetty@comcast.net); Mattheiss, Jeff

**Subject:** Re: Decal Question

*"HMMMMMMMM.... maybe this could be regenerated into a newsletter article???"*

Whilst I hesitate to insult you by comparing our minds, I can't help but to say...

I was thinking the very same thing!

---

**From:** "[hlpetty@comcast.net](mailto:hlpetty@comcast.net)" <[hlpetty@comcast.net](mailto:hlpetty@comcast.net)>

**To:** Jeff Mattheiss <[JeffM@mail.HamiltonTN.gov](mailto:JeffM@mail.HamiltonTN.gov)>

**Cc:** Michael Moore <[maxwinthrop@yahoo.com](mailto:maxwinthrop@yahoo.com)>

**Subject:** Re: Decal Question

Decals.... what a subject....

One of those things that comes late in the build but is so crucial.....

You invest a lot of time in a model and then at what is one of the later stages in a build very significant issues can arise. There is definitely an economy of scale some where in here. You don't want to invest months in the build and paintwork only to lose the whole thing at the last minute cause a decal doesn't fit. Easy to be penny wise and dollar foolish.

A wee bit of philosophy is in order here. Your approach is important on this subject. If you are a "kit builder" (looking for the pleasure of the build and a very presentable product) then basic decal quality is most important. You would tend to want a thin decal that lays well and doesn't silver. If you are a "modeler" (Latin term - miniaturist historical accuraturist ) then you still want the non silvering aspect but you become more interested in accuracy of the decal marking itself. That being said now what..... Well you really want both. What a wasted paragraph!!! Well not really because at some point you may have to compromise. I guess that is an example of the "Art of Modeling" Decals just ain't black and white - No play on Lt Gray's slogan intended

I think of prime importance is to pick a subject that you'll stick with and keep your interest in till you are completed. If you lose interest you may not weather over some of those issues that come up.

At some point the decal companies are interpreting the prototype markings they are trying to replicate. They may or may not get things right from what is your perspective. That is why you do your own research - to get your own perspective and to judge if the decal company got it right. I've had the pleasure of owning decals sheets from multiple sources of what was allegedly the same airplane at the same point in historical time. The differences between interpretations was absolutely incredible. I first saw this many years ago when building the B-17F "The Memphis Belle" I had the Revell kit decals, an early MicroScale sheet and what was leading edge at the time - an ESCI sheet. The ADF letter codes for the sides of the fuselage were very different between the sheets. The thickness of the stroke in the fonts was dramatically different with the MicroScale being so narrow it was really useless. The ESCI guys were spot on in this department but other markings for other parts of the airframe were best from the MicroScale sheet. I ended up with a Frankenstein approach using the best markings piece by piece between the three sheets. While historically accurate it really was a lousy model. The differing opacities of the yellow between the three sheets was so distracting from the completed model. YUK!!!! So many lessons from my teenage years.

Fortunately in these more modern times the opacity of decals and the overall quality is such that more often than not I find myself somewhat successfully "cross kitting" between decal sheets.

The other day I steered you towards thin decals and I still stand by that statement of preferring thin decals. I do have two quick exceptions to that "rule". The old very British Modeldecal sheets though thick seems to react well to the usual solutions and snuggle down really well. You also get the benefit they are incredibly well researched and they provide you with what amounts to a book with photos on their instruction sheet. It is written in such small font they pack a lifetime of information in such a small area. Likewise the current Hasegawa decal sheets that come in the box are thick when judged on the paper but they seem to work very well for me! An added advantage to both of these sources is I believe in both cases they actually have built the model using their decals sheets. Modeldecal frequently makes notes on their instruction sheet that the marking is sized to fit a particular brand kit or to adjust certain things to make a more accurate model

That the decals actually fit on the model is very important. You would think mathematically shrinking the prototype marking down to the proper scale would work. It should were this a perfect world. Hasegawa's old A-4 and TA-4J kits are a great example. I don't remember the numbers but the fuselage is like really 1/67 scale and the wings 1/65 or something like that. Point being they are larger than the real plane. This can be an issue when lining up things to match the markings to panel lines like you see in the photo of the real plane. Pitch in curvature of the structure where the marking fits, lumps and bumps, etc. It can be tough.

Anyway Mike sat this up by bringing up my TwoBobs experience. I'll have to tell that one in person! They obviously do something right because there are a lot of their decal sheets sold and yes I still have some special ones in my closet. But accuracy, size, and fit onto the kit were so very suspect on one of my builds a few years ago.

Hmmmmmm.... maybe this could be regenerated into a newsletter article??

C-U Later.....

---

**From:** "Jeff Mattheiss" <[JeffM@mail.HamiltonTN.gov](mailto:JeffM@mail.HamiltonTN.gov)>

**To:** "Michael Moore" <[maxwinthrop@yahoo.com](mailto:maxwinthrop@yahoo.com)>

**Cc:** "Lynn" <[hlpetty@comcast.net](mailto:hlpetty@comcast.net)>

**Subject:** RE: Decal Question

... of course, you COULD just "chalk it up" to my penchant for being B&W ...

**From:** Michael Moore [<mailto:maxwinthrop@yahoo.com>]

**To:** Mattheiss, Jeff

**Cc:** Lynn

**Subject:** Re: Decal Question

I think you're over thinking this. It is not unusual in my experience to see schemes duplicated by different companies and it is not unusual for me to purposely buy two sheets from two companies with the same scheme just to see what might be different and which one I like better. I wouldn't choose to sell a sheet JUST because it has a scheme duplicated on another sheet. Nor would I think the fact that a scheme is duplicated on another sheet would impact a sale of that sheet unless there was something very wrong and also very well known.

There are so many good decal companies out there these days that I would have a very hard time saying I really look for sheets from a certain company. I tend to focus on finding sheets with markings I want. About the only companies I really avoid are Blue Rider (specialist WWI stuff) and Ventura, both of whom I've had bad experiences with. I can already hear Mr. Petty typing about his low level of respect for Two Bobs....

In my opinion, if you are looking to sell a decal stash, there are two keys...pricing and presentation. If I'm at a show, or browsing ebay, I'm looking to spend under \$6 for a decal sheet unless it's new. Last year I sold probably about 300 sheets. I sold a bunch at Richmond at \$5-\$7 per sheet. And then in Marietta I sold the balance all at once for \$500. That was only about \$2.75 a sheet, but I got rid of all of them at once and didn't have to deal with them anymore. As for presentation, I had them all organized into binders by plane type so folks didn't have to paw through a bunch of stuff they weren't interested in.

Sent from my iPad - deal with the tpyos

On Feb 5, 2014, at 10:03 AM, "Mattheiss, Jeff" <[JeffM@mail.HamiltonTN.gov](mailto:JeffM@mail.HamiltonTN.gov)> wrote:

Good Morning!

I am in the process of "selling off" items and was wondering if I should sell certain decals since others of the same a/c are "in stock" by other decal companies. How would you "rate" decal companies? That is, which ones would be you're "top five" companies to purchase from? Yes, I know some specialize in some areas that others don't. After Lynn helped me out with the MSAP/Iliad issue on my mind last week it has come to my attention that this MIGHT be a little more "wide spread" than just them. Anyway, what are your thought? If you saw a decal set of an a/c your were looking to build, what would be the "order" of company you'd like to see make that decal set. You know, this is easier to do in my head than type it out!

Thanks, Jeff

A. Summary Data:

1. Final model count was 437 models  
90 Bronze, 161 Silver, and 109 Gold were awarded
2. Final money amounts are not compete at the time of this meeting but looks like we are a net break even with costs equal to expenses. (Financial Success for a non profit organization!)
3. By all accounts our show was a success with many compliments received from a lot of various sources.
4. Known critical Hard spots are:
  - The need to maintain schedule control over the awards presentation.
  - Car models entered by someone who didn't build the model
  - Number of Judges

B. Thoughts to revise judging (schedule related)

1. Judge the Automotive Class NNL Style (pros: Popular vote – no judge required; predictable number of automotive awards, Straw pole indicates this to be a popular move among car modelers.)
2. All other model classes to remain G-S-B
3. Revise the computer work to a cloud/network database. (combined with a registration database) - Tim's input here
4. Reduce the data that each judge has to print on each judges form. (four pieces of data for each judge form before he begins judging: (Table number...entrant number...entrant name...model number...model name...))
5. The model number is typically 4 digits. The box for this on the form is much too small. The bigger box for the 3-digit entrant number is additionally confusing—Several judges inadvertently transposed the two occasionally.
6. Judges poor handwriting caused confusion. Also judges frequently failed to add up the scores.
7. Be sure the person registering the models has good handwriting! My team may have actually recorded some of the entrant or model numbers incorrectly. [they did]
8. More aggressive judging on Friday night. (resolve conflict with hospitality room – put in tandem to reward those who help judge Friday night!)
9. Other thoughts from the members present Saturday?
  - Put the three judges sheets under the model for ease of access
  - Maybe special print and cut sheets

C. Thoughts to revise judging (quality related)

1. NNL style judging for car models (repeat from above)

2. Eliminate the historical accuracy point. Many judges simply did this wrong. Conflicts with the SciFi entry, etc.
3. Add an additional point for the intangible widening the number of available points from 1 to 2, keeping this base number set on 12.
4. Re-emphasize the gold models need to be special models
5. Any other thoughts from the members present Saturday?

Run Through the Judges Meeting on the Monday Prep Meeting Night to get a few more IPMS Chattanooga Members up to speed to judge Friday night

#### D. Awards

1. Quality of awards was complimented! Including at least one club contacted us considering sourcing theirs from the same place as ours.
2. Some consideration for limiting the number of awards to those who enter and win a large amount of awards. What does it mean to win 20 golds for your 21 models entered.? Balance this with the desire to encourage a large number of entries.
3. Trophy preparation – Need to get these done well before Christmas. No more late night sessions just before the show.
4. Any other thoughts from the members present Saturday?  
Square Shape to be more efficient with raw acrylic

#### E. Room Layout

1. Positive noted from the layout this year to put more models visible at the front of the room
2. Eliminate the judges meeting room (economy measure) and hold the judges meeting in the curtained off area.

#### F Signage

1. Additional signage needs were noted:  
Signage for the curtained off area. (Staff only, etc)  
A sign for the Make N Take Area  
A sign at the door  
Cover the INFORMATION sign above the registration area (This caused confusion with wanderers from the World of Wheels interrupting our registration people for insane questions we could not answer!!!)
2. The table with “sample” models in the hallway was a great success in drawing in more walk through business.
3. Any other thoughts from the members present Saturday?  
Larger Poster for Pin Sales

#### G. Show Flyer

Need to print the time schedule on the flyer

#### H. Friday Night Hospitality Room

1. Need a more economical venue
2. Need to schedule in such a way to not conflict with Friday judging but encourage the judging team
3. Need to include more snack/light food items (substitute dinner)



#### I. Make & Take

1. Need to keep an accurate head count
2. Signage need already noted
3. De-conflict the “can I enter my Make N Take in the show somehow (special separate contest?)
4. Any other thoughts from the members present Saturday?
5. Jeff had to be two places at once
6. Someone to spell him but that knows what to expect
7. Table for the Mak N Take – Contest entry separate

#### J. Raffle

1. Surprise at the number of raffle items that eventually landed on the table
2. This year’s style of raffle seemed to work well
3. Any other thoughts from the members present Saturday?

Raffle Donations from the membership at the annual Christmas Party.

#### K. Written Rules

1. Need for written rules identified just to give clear understanding
2. Working on a draft

#### L. Manpower Needs

1. Simply wore out Saturday and often needed to be two places at once
2. Suggest we dedicate one person to handle the media
3. Need for more hands to take down the tables

#### M. Vendors

1. Vendor Packets were good
2. Disappointment with the vendor who reserved but did not follow up nor paid for his tables!!!!

#### N. Saturday Night Victory Dinner

Any thoughts to increase participation?

#### O. Other Items Not Listed

1. Cash Box (rather than clear plastic shoe boxes)
2. More Staplers (dollar store ones broke midway thru – consider buying twice as many and accepting the loose when they fail – they were only \$1 Each)

## **ModelCon Rules (PROPOSED)**

### **1. Eligibility**

- a. The contest is open to all modelers. Membership in IPMS/USA and/or AMPS is not required for entry, but is encouraged.
- b. Entries may be made of any material, i.e. plastic, wood, metal, paper or any combination thereof.
- c. Absentee entries accepted if registered under builder's name. Full Registration fees apply.
- d. Pre-assembled entries will not be allowed in any category. This includes die cast, pre-assembled display models, toys, or professional engineering models or builders models.
- e. Entries must be the work of the entrant or the entry will be disqualified from any award.
- f. Group entries are encouraged under the name of the group build.
- g. Pre-painted entries will be allowed in the junior category only.
- h. Models that have won previous standard category awards at other shows (including IPMS/Nationals or AMPS/Nationals or respective regional's, etc.) are encouraged to enter at ModelCon. Models that have won Best of's or special awards are encouraged to enter the Showcase category at ModelCon. Previous winners of the ModelCon Showcase Award are ineligible for any award but are always welcome to be displayed.
- i. Any model considered to be inappropriate or offensive to generally acknowledged standards of taste and acceptability will be removed. The Chattanooga Scale Modelers shall be the sole arbiter in determining if a model is inappropriate or offensive.

### **2. Class Placement**

- a. The Contestant will determine the Class Placement of each Entry. The Head Judge reserves the right to move Entries to another Group if such move is clearly warranted. All such moves will be made following reasonable effort to notify the Contestant.

### **3. Judging**

- a. Judging shall be conducted using the guidelines set forth by The Chattanooga Scale Modeling Association. In summary the following shall apply:

For classes 1, 2, 4, 5, 6, 7, & 8 The Chattanooga Guidelines for Gold-Silver-Bronze will be used. (For more information see our webpage)

For class 3 (Automotive) the NNL style of judging will be used. (i.e. Popular vote by eligible participants in the respective class divisions.) Those divisions shall be: A. Cars, B. Trucks, C. Motorcycles, D. Vehicular Diorama. Eligible participants will also vote for a best of within this division.

For class 9 (Model Photo) one best of, one gold and one silver award will be available for a select judging team to award.

A team made of head class judges will review the best of's from categories 1 thru 9 to select a Judges Grand Award.

b. Models will not be picked up during the IPMS judging process, unless deemed necessary by the Class Head Judge to determine final class or special award ranking. Reasonable effort will be made to contact affected contestants prior to any large-scale relocation or handling of an affected entries. Models may be gently repositioned to allow access to entry forms, visibility of other entries, or to facilitate placement of models on the viewing tables without said notification.

c. All judges' decisions are final. Any attempts to influence judges will result in immediate disqualification of all the contestant's entries.

d. Dust covers should be removed prior to judging. A reasonable attempt to judge a model with a dust cover will be made but the judges will not remove any dust covers and may elect to pass on a model with a cover.

#### **4. Disclaimer**

No liability for loss or damage to contest entries is implied or assumed by IPMS/USA, IPMS Chattanooga Scale Modelers Association, the Chattanooga Convention Center, or the contest judges. We can assume no liability or responsibility in case of accidents involving attendees, equipment, merchandise, models, or displays or for property lost, stolen, or damaged during the show.