



February 2014

**HAPPY BIRTHDAY  
IPMS USA**



***REMEMBER THE FIESTA!!***

**Model Fiesta 33**

**February 15th**

**San Antonio Event Center**

IPMS/USA

1998-1999 & 2004-2005 Chapter of the Year

Scan our QR Code with your cell phone to access our web site!





PRESENTS

# MODELFIESTA 33

*THE INTERNATIONAL CONTEST OF TEXAS*

**THEME:**  
"Critters"

**Any subject with an animal, reptile or insect name in its registration that rolled, sailed, flew, or marched.**

**Saturday, February 15, 2014**

**San Antonio Event Center  
8111 Meadow Leaf Drive  
San Antonio, TX 78227**

Visit [www.alamosquadron.com](http://www.alamosquadron.com)  
and

[facebook.com/alamosquadron](https://www.facebook.com/alamosquadron)

between now and the contest day for latest information, scheduled special events and demonstrations.







# PREZ NOTES



By Jerry Escobedo

I just saw President Obama's State of the Union

speech, live (isn't the internet a wonderful thing?). He sure has a tough job - I'm just glad we who serve as Alamo Squadron officers don't have to give a "State of the Club" speech at the end of the year!

Instead, now that I have been the club's president for a while, I realize that serving our members is such a great honor. I'm so thankful to be working side by side with great people like Lee, Tom, Dee and Kent. I'm also proud of all our members who, standing together over the years, have put on so many great ModelFiesta events.

And we are at that moment again. There are many goals we have for Model Fiesta 33 on February 15th. The primary of them, for me, is to renew my love for this hobby.

Yes, Internet is taking much of our day by day time; yes, video games are also taking much of the time of our young (and not so young I might add) people. Yes, there are many other activities that we even could say are "killing our hobby". But in reality, the hobby is very alive. I can see that every month a new modeling company comes to the pages of the modeling magazines; in Internet social media (Facebook, G+, Pinterest, Wordpress, Blogspot, YouTube, etc.) there are new groups created

that show top notch scale models; and in every IPMS event (at least in the USA and Mexico) there are huge numbers of excellent models that make it tough on the judges.

So, at Model Fiesta 33, let's make it especially tough on the judges - bring your models that have won awards in the past to compete in this year's "Previous Contest Winners" category!!

**See you all at the San Antonio Event Center!**

## Support your Local Hobby Shops

For models, paints, books, decals, tools and more!

Special Orders  
Mail Orders

dibbleshobbies@gmail.com

**DIBBLE'S HOBBIES**  
Trains, Planes, and Other Things

1029 Donaldson Ave.  
San Antonio, Texas 78228

Tues.-Sat. 10am-6pm  
(210) 735-7721

eMail: [dibbleshobbies@gmail.com](mailto:dibbleshobbies@gmail.com)

**HILL COUNTRY HOBBY**

9355 BANDERA RD. #109  
SAN ANTONIO, TEXAS 78250  
(210) 681-2007

GARY EMERY  
HILLCOUNTRYHOBBY.COM  
GARY@HILLCOUNTRYHOBBY.COM

Web page: <http://www.hillcountryhobby.com/>

**HobbyTown USA**

HobbyTown USA  
2501 NW Loop 410, Suite A - San Antonio, TX 78230  
210.348.8697 [sanhobby@aol.com](mailto:sanhobby@aol.com) [www.hobbytown.com/txsa](http://www.hobbytown.com/txsa)

Web page: <http://www.hobbytown.com/txsa>



# Meeting Minutes

by Lee Forbes



1. President, Jerry Escobedo, opened the meeting and acknowledged three guests.

2. Tom Sprawls, Vice-President introduced our **Guest Speaker, Dick Montgomery**, Past IPMS/USA President and Secretary. Dick talked about the trip that he had made to the IPMS/UK 50th Anniversary National Convention at Telford, England, this past November along with 35 other modelers from the US and Canada. All attendees provided their own airfare to England and joined a tour group that had been arranged by a London-based travel agency. The tour group was driven by coach to many historic locations and military museums while in country culminating at the Telford IPMS/UK National Convention. Dick arrived in London a few days before the tour group got together and saw many of the historic sites and tourist attractions in London on his own. He discussed all of the Military museums that the tour group saw together, and pointed out the differences and similarities between the US and UK National Conventions. He emphasized the international flavor of the UK event and the many languages being spoken around you. Naturally, he took lots of pictures and said that he'd send Jerry Escobedo URLs of all of the different locations for Club members to peruse at their leisure.

3. Tom followed up by encouraging Club members to volunteer to demonstrate

some of their modeling skills, or arrange to host a guest speaker, at future meetings for the enjoyment of all Club members. He passed around a sign-up sheet and a number of Club members responded

4. Treasurer, Lee Forbes, provided a financial report and mentioned the number of paid vendor tables that he'd already deposited in the Club bank account. He then announced that he was going to retire from any future leadership position in the Club at the conclusion of his current term as Treasurer in April.

5. MF 33 Contest Director, Kent Knebel, provided an up-date on activities and announced that we had reproduced our MF 33 Flyer for the third time. He asked for volunteers to distribute flyers to several area hobby shops that were out of them.

6. Lee also announced that he and David Herron were kicking off the **2014 Adult Building Class (ABC)** on Saturday, January 11, at HobbyTownUSA on IH-410 and Vance-Jackson at 1:00 – 4:00 P.M. At this time four students will be in the class. Future ABC classes will be conducted on seven consecutive Saturdays starting January 18 at our normal meeting room at Northside Ford, Highway 281N and Nakoma, at the same time. Additionally, we'll inaugurate our "Afternoon Builders Group" at the same place and time frame.

7. Jerry conducted the 2013 Model of the Year contest of the best winning model of the past year. Kent Knebel's 1/48 scale Deperdussin, vintage

airplane, was chosen by Club members as the winning model. **Congratulations Kent!**

8. Tom mentioned that we need to approve or modify, if needed, the 2014 proposed Quarterly Contest Themes proposed by Mike Picard that appeared in the January Newsletter. He reviewed the themes and asked for any discussion on changes. It was suggested that the December theme be moved to another month since it would conflict with our annual Christmas party. It was suggested that November be substituted for the December theme month with no change in the theme itself. A motion was made to accept the 2014 Themes as submitted and modified. The motion passed.

9. Jerry conducted the Show-N-Tell portion of the program and photographed the 2013 Model of the Year and those models that were discussed during Show-N-Tell.

10. Lastly, Lee announced that our three visitors had all joined the Club that evening. Please welcome, Michael Goolsbee, Gilberto Ojeda, and Marc Smith as Alamo Squadron's newest members. Welcome Aboard guys!

11. The meeting was dismissed



Dick Montgomery giving speech on his trip to the UK. In the background, his photo of a Stuka in Hendon, UK.





# TREASURER'S NOTES



By Lee Forbes

By Lee Forbes

1. 2014 is off and running with the month of January already gone. Now it's time

to kick off another cycle of dues collection for the rest of the year. There are 60 members whose dues will expire this year. Some have already paid. **Guys, the Club needs your support, so please attend to paying your dues as soon as possible.** If you choose to pay at one of our monthly meetings, I prefer that you being the exact amount in cash or a check made payable to IPMS Alamo Squadron. Dues are still only \$12.00 a year. Or if it's more convenient, you can mail your dues to my home address: IPMS Alamo Squadron, 13539 Carlton Oaks, San Antonio, TX 78232. Listed below are the individuals whose dues expired in January or will expire during February and March:

- JANUARY 2014 – DROP FROM ROLLS DATE, 1 MAY, 2014 NH, 78218
- FEBRUARY 2014 – DROP FROM ROLLS DATE, 1 JUNE, 2014 AS, 78070; CS, 78259; DF, 78240; GB, 78249 & WM, 78254
- MARCH 2014 – DROP FROM ROLLS DATE, 1 JULY, 2014 BM, 78248; CR, 78028; SF, 78133; & TB, 78228


Recall, that you can find when your dues expire by looking for your initials, last name first and local area zip code. Thank for your support!

2. **ModelFiesta 33 will kick off on Saturday, February 15, 2014, at the San Antonio Event Center, 8111 Meadow leaf Drive, here in San**

**Antonio.** The door will open to the public at 9:00 A.M. We'll be setting up the afternoon of Friday, February 14, around 2:00 P.M and staying late from 6:00 – 10:00 P.M. to help with vendors setting up. Vendors can set up the following morning from 6:00 – 9:00 A.M. Once again, Kent Knebel is heading up MF 33 as our Contest Director. If you haven't already signed up to help Alamo Squadron produce another successful Show, please make a point to attend our February 6 meeting to offer your services. We'll need all the help we can get to get the job done. And don't be surprised if someone "volunteers you" the day of the Show if we need something to be done that you didn't sign up for. There'll be time to enjoy the Show and check out the vendors too!

3. For those of you who know **David Walker**, longtime Alamo Squadron member, you've probably noticed David missed several meetings this past year. He had a serious medical condition that required hospitalization, and rehab. He's now being cared for at **Goldfield**

**Out Reach Center, 4703 Goldfield, here in San Antonio. The telephone number of the facility is (210) 584-9466.** He does not have a phone in his room, but the staff will bring him to the phone. I'm sure he'd appreciate a visit or telephone call from Club members.



5. Last year a number of club members sponsored individual category awards package (first, second and third place plaques) for ModelFiesta 32. The price for such an award package this year is \$22. If any club member desire to sponsor any category awards for ModelFiesta 33, please let me know at our February meeting. You will be recognized at the MF33 prizes ceremony for each award package(s) sponsored. If anyone wishes to do so, you can pay me at our February meeting or I can collect from you at, or after, our show. Thanks for your interest in helping Alamo Squadron offset some of our awards costs.




# SHOW AND TELL



Our friend Col. Dave Herron, had these two models. This one is an F-80C, early Korean war, from Revell in 1/48 scale.



He also brought this Eduard F6F-5 in 1/48 scale, with decals for Commander David McCampbell in his Minsi III Hellcat, 1944.



One of our newest members, Gilberto Ojeda, brought an Me-110 in 1/72 scale from Italeri. Gilberto is painting it with brushes! Somebody get him an aerograph! Or not... he's doing a great job anyway!





# SHOW AND TELL



Decisions, decision!!  
Our new member, Marc Smith is checking on the models for the Model of the Year award.



Two of our contestants for the Model of the Year award. Eventually, Kent's Deperdussin won the award.



Jerry built this P-51 D Mustang "Gunfighter" paper model, in 1/33 scale. The model was designed to be 1/50 scale, but Jerry enlarge it by printing it at 150% and added another kit's cockpit.

Henry Nunez, always impressing us with his figures, this time showed us "Charge", an Alpine miniature in 1/16 scale. His is a work in progress for a US Marine at the Battle of Tarawa Atoll in 1943.





# Designing the P-51 Mustang in Paper

By Dave Winfield

I was thrilled to see an article in a previous newsletter about Col. James Empey and his "Little Ambassador" Mustang... and about Paper Modeling in general!

**Its wonderful that paper modeling is of interest and has been accepted so kindly by a chapter of the IPMS.**

I created that particular P-51B model, its part of a large catalog of prefinished digital paper scale models I have created over the last four years.

Many of which, your own Club President Jerry Escobedo-Sainz, has built. In fact, its gotten to the point that Jerry, knowing he is going to meet a particular Pilot or

WW2 veteran, will let me know and suggest another plane to add to my catalog.

People suggest models all the time that they would like to see added to my catalog. The models I design are usually subjects that interest me, quite often from an artistic point of view, but I get very excited when I hear of someone's connection to a particular aircraft, as in the case of Jerry meeting the original Pilot.

Little Ambassador took me about 3 days to produce (not including the hours spent on research for the aircraft).

The process to designing a model like the Little Ambassador is pretty simple really, since a "template" for the P-51B has already been created.

I already have P-51 A, B, C and D models in my collection.

I start with a 3D design of the aircraft



which is separated into flat 2D parts. Parts that will be printed on regular Letter size Cardstock and then cut out and assembled in a very similar method to older "stick and tissue" construction models. Paper Aircraft models are generally a "skin" fuselage and wings assembled over top of frames or formers (bulkheads and wing spars and ribs).

Creating the basic model template is the biggest part of the job, taking a few months to complete, but once that's done I can bang out different versions of the model almost as quickly as people can request them. I am only slowed down by the research element of the project.

Once a blank paper model template is created I can add surface colours and textures, markings and artwork...which

will turn that particular model into a recognizable aircraft. Being an artist and graphic designer by trade, this is the fun part for me. I work in a high end Computer Drawing and Painting program to produce all my artwork and the finished model file, which is then turned into a

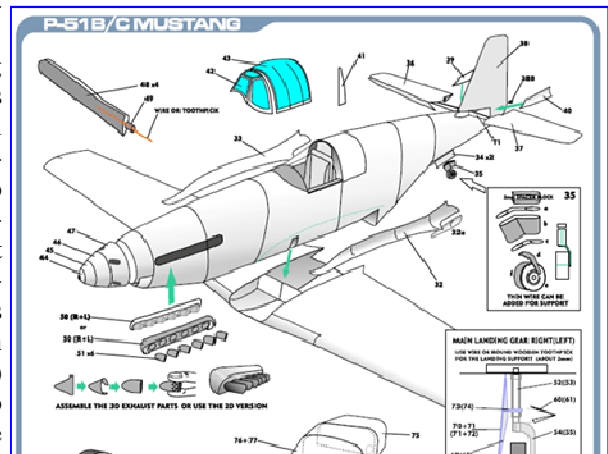
PDF document that the modeler can print from.

One of the most fascinating parts of the entire process is researching each individual aircraft. When the "Little Ambassador" was suggested to me, I was given the basic information I need to get started..the name of the aircraft and the Pilot. That is usually all I start with, but in many cases (like this one) Jerry will send me one or two pictures he has found on the internet. He often sends me

artist paintings and profile artworks of the individual planes, and while they might give me a visual illustration of that particular aircraft, I never use these as reference material. In fact I avoid


these like the plague because of regular inconsistencies and inaccurate depictions. The fact is there are a number of great artists putting in a lot of time and effort to produce the best looking and most accurate artwork possible. Unfortunately they run into the same problems of historical accuracy due to information being passed down and repeated over time, inconsistent and unreliable eyewitness information ...and artistic license. My artwork is no better, and I make no claims about the accuracy of my scale models, but I like to start from basics, use as much information as possible and come up with my own theories and depiction of the aircraft based on what I think is the most reliable evidence I can find. For me, the best evidence is always original photographs if I can find them. Only after searching for those, will I start compiling and referring to "facts" found in books, on forums, and from people whose advice I trust.

My time spent on many Internet forums has rewarded me with many educated contacts who can provide me with little tidbits of information. For example, I have a friend who has been researching and compiling a list of all known Mustang aircraft and can usually provide me with the "Special Project Number" that appears on almost every US Mustang, stenciled underneath the serial



number on the left side of the fuselage. On a scale model of this size, its a detail that is so small when printed it can't be seen clearly. But I know its there. And if I can add one more thing that is accurate, that's what I try to do.





that the pinup was not painted on to the aircraft. It was in fact a paper pinup, cut from a magazine or calendar, and varnished to the side of the aircraft.

A different Vargas image was suggested and after another look through the Pinup catalogs, I found the exact and correct pinup that was used.

In this case I was able to alter my artwork

before the model had been added to my catalog, but there have been cases where I had to modify a model when new information came to light after the model's release. Regardless, I always try to make things right.

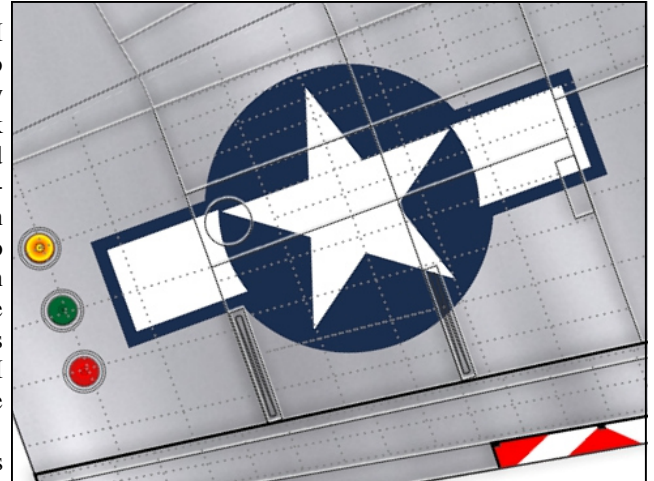
Prefinished model parts mean that markings and paint schemes are accurate and consistent. No fumbling with exactly where to position that decal! And no worrying about painting and artistic skills when it comes to surface weathering and realistic texturing.

Prefinished model parts mean you can complete a paper model with the simplest of tools. Printing out a paper Model using your Home Printer could not be any easier, but if you want to improve the look even more you can opt for professional printing on better quality cardstocks.

Not all paper models use prefinished parts, but it is one of the most appealing aspects of preprinted and digital paper models. There are many paper modelers

who build using paper and card, but complete their models with fillers and hand painting. Even though paper modeling is as old as history itself, the re-


cent use of Computers and computer aided design has resulted in amazingly accurate scale models with amazingly detailed textures and finishes. Nowadays, plastic and paper models are designed in exactly the same way...the only differences are how the parts are produced and the final retail cost of the model. There are advantages and appeal to both forms of modeling, but you sure can't beat the fact that an individ-



ual Paper Model part can be reprinted as needed... and one PaperModel Kit can yield an unlimited number of builds.

Dave Winfield  
Dave's Card creations  
[www.cutandfold.info](http://www.cutandfold.info)  
Paper Model Shop  
[www.papermodelshop.com](http://www.papermodelshop.com)

Sometimes I get it wrong. But hopefully it gets fixed before the model goes into the shop. In the case of the "Little Ambassador", it was obvious from a vintage photograph that I found, that the aircraft had a "pinup girl" painted on the left side of the cockpit. However the photo quality was poor and the pinup was not clearly visible. Knowing a little bit about 1940s pinup artwork by painters like Petty and Vargas, I immediately recognized it as a similar style and was able to find a close match for the image used. From that I created artwork and attached it to the model.



But before going any further I showed the artwork to Jerry Escobedo and he suggested he knew someone who might have information on this and confirmed





## **Alamo Squadron Modeling Club**

**Invites All Model Fiesta Participants  
to the**



## **Confederate Air Force Museum in San Marcos, Texas**

**The day after the Model Fiesta event, Sunday, February 16th, a group of modelers are heading to the San Marcos area and have a first hand view of WWII war planes like the P-39, Tora Kate, AT-6, T-33 and the famous B-25 “Yellow Rose”.**

**Besides, the museum has a WWII memorabilia hall and a library full of reference books and scale models.**

**The entrance is FREE... but a \$3 donation per person is encouraged.**

NOTE: The museum does not open on Sundays, but they are opening as a gesture of goodwill with the Alamo Squadron club and friends from IPMS Region 6.

Travel to the museum is 62 miles from the San Antonio Event Center.  
Travel time is calculated at around 60 minutes.

Visit hours starts at 12:00 PM .

Please be willing to do car-pool to save gas.





**Next meeting:** 7:15 p.m. Thursday, February 6th,  
at Northside Ford on 12300 San Pedro.

# Upcoming Club Events

## MODEL FIESTA 33

**FEBRUARY 15, 2014**  
**SAN ANTONIO EVENT CENTER**  
**8111 MEADOW LEAF DRIVE**  
**SAN ANTONIO, TX 78227**

Info at: [www.alamosquadron.com/modelfiesta-33.htm](http://www.alamosquadron.com/modelfiesta-33.htm)

### RiverConIII

March 8, 2014  
Clairon Hotel  
1419 East 70th Street  
Shreveport, Louisiana  
Info at: <http://www.ipmsredrivermodelers.org/>

### Showdown 2014 24th Annual

March 8, 2014  
Dr Pepper Star Center  
12700 N Stemmons Frwy  
Farmers Branch, Texas

### Great South Tigerfest XXI Scale Model Contest

March 29, 2014  
St. Jerome K.C. Hall  
3310 Florida Ave. [Map](#)  
New Orleans, Louisiana  
Info with: [rmpaintingmusic14@gmail.com](mailto:rmpaintingmusic14@gmail.com)

### Tulsa Modelers Forum open contest

March 29, 2014  
Bixby Community Center  
211 N. Cabaniss  
Bixby, Oklahoma  
Info at: <http://tulsaipms.org/>



**Be prepared for this year's  
50<sup>th</sup> Anniversary of IPMS  
USA National Convention in  
Hampton, Virginia!!  
August 6-9, 2014**



**LIKE US ON FACEBOOK!!!**



[www.facebook.com/alamosquadronipms](http://www.facebook.com/alamosquadronipms)



## **Proposed 2014 Internal Contest Schedule II**

by Mike Picard & Alamo Squadron members

**January – Model of the Year**

**February – Open**

**March – Quarterly: The 1960s**

**April – Open**

**May – Open**

**June – Quarterly: Kitbash (Use parts from multiple kits to create something that never existed)**

**July – Open**

**August – Open**

**September – Quarterly: World War I, 1914-1918**

**October – Open, Select Theme for February Challenge**

**November – Quarterly: Winter Warfare (Anything done up in winter camo)**

**December – Christmas Party**







# Club Information

# Club's E-Board 2013-2014

**IPMS/USA Alamo Squadron:** The Club was founded in 1977 in San Antonio, Texas, for the enjoyment of building scale models and the camaraderie of the members. Dues are normally \$12.00 a year, due when the Treasurer tells you.

The Alamo Squadron has been putting on ModelFiesta since 1981. Locations have included the Wonderland Mall, a Holiday Inn, the Seven Oaks Motel & Convention Center, the Live Oak Civic Center and the new location for 2013, the San Antonio Event Center.



QR Code for our Web Site  
Scan it with your cell phone's QR software to get to our web site!




QR Code for our Facebook Page  
Scan it with your cell phone's QR software to get to our



President: Gerardo  
"Jerry" Escobedo-Sainz  
IPMS # 48346  
paperjerry3@gmail.com



Vice-President: Tom  
Sprawls  
IPMS # 35342  
larksrc@msn.com



Treasurer and Point of  
contact for the Adult  
Building Class : Lee Forbes  
IPMS # 2297  
lforbes1@satx.rr.com



**ARTICLES!! ARTICLES!!**  
We need your writing skills for the newsletter!  
All submission must be turned in by the 20<sup>th</sup> of the month prior to next month's meeting. Send your input to Gary Emery at [gary@hillcountryhobby.com](mailto:gary@hillcountryhobby.com)



The Alamo Squadron Newsletter is published monthly by IPMS/USA Alamo Squadron of San Antonio, for the information and enjoyment of the members of the Alamo Squadron and its friends around the world. Articles, reviews, news items, ads to buy, sell or trade, and other contributions are very welcome. Send text file, photos and web sites to Gary Emery: [gary@hillcountryhobby.com](mailto:gary@hillcountryhobby.com)



A little lesson on 3D Printing by our friend Carl Allsup



## IPMS/USA MEMBERSHIP FORM

IPMS No.: \_\_\_\_\_ Name \_\_\_\_\_  
First Middle Last

Address: \_\_\_\_\_

City: \_\_\_\_\_ State: \_\_\_\_\_ Zip: \_\_\_\_\_

Phone: \_\_\_\_\_ E-mail: \_\_\_\_\_

Signature (required by P.O.) \_\_\_\_\_

Type of Membership  Adult, 1 Year: \$25  Adult, 2 Years: \$49  Adult, 3 Years: \$73  
 Junior (Under 18 Years) \$12  Family, 1 Year: \$30 (Adult + \$5, One Set Journals) **How Many Cards?** \_\_\_\_\_  
 Canada & Mexico: \$30  Other / Foreign: \$32 (Surface)  Other / Foreign: \$55 (Air)

Payment Method:  Check  Money Order  Credit Card (MC/ VISA only)

Credit Card No: \_\_\_\_\_ Expiration Date: \_\_\_\_\_

If Recommended by an IPMS Member, Please List His / Her Name and Member Number:  
 Name: \_\_\_\_\_ IPMS No.: \_\_\_\_\_

**IPMS/USA**  
 Join or Renew Online at: [www.ipmsusa.org](http://www.ipmsusa.org) P.O. Box 2475  
 North Canton, OH 44720-0475

**P**lease use this form for both New Member applications and Renewals for existing members. Your expiration issue is shown just above your name and address on the back cover.

You may copy this form if you wish. Please mail form and payment to:

**IPMS/USA,  
 PO Box 2475,  
 North Canton, OH  
 44720-0475**