



THE GluE



EL PASO SCALE MODEL SOCIETY

FEBRUARY 2014

www.ipmselpaso.us



1/48th scale Hobbycraft F8F-1 Bearcat
by Mike Kennedy



Meeting News

Our second meeting of 2014 was an interesting event. We had the smallest turn out ever for a Super bowl Sunday, but there were several interesting models to show, built, WIP's and in the box. I counted 26 family and members at the meeting, more on the models will follow of course.

Our Condolences go out to **Michael McCarthy** on the death of his brother. Our condolences also to **Charlie Flores** on the death of his brother.



“The Glue” is the official publication of the El Paso Scale Model Society. We publish on a monthly basis and try to cover just about any area of interest that club members may have.

Model pictures, articles, kit reviews, suggestions of any kind, wants and disposals, items for publication, and general gripes, should be sent to the following email address:

BagpipeJM@aol.com

Meeting Dates for 2014

January	5	September	7
February	2	October	5
March	2	November	2
April	6	November	9
May	4	(Basset Show #2)	
June	1	December	7
July	6		
August	3		

(**Basset Show #1**)



The El Paso Scale Model Society

Our club is a chartered chapter of the International Plastic Model Society - U.S. Branch (the IPMS-USA). The EPSMS was first organized in 1969, received its charter in 1970, and has been continuously active since that time.

We are a non-profit organization dedicated to promoting the art of scale modeling (regardless of construction media), and membership is open to anyone interested in scale modeling. Club membership dues are payable on an annual basis (we can accept cash or personal checks). Dues are \$15.00 per year for regular members over the age of 16, and are based on a January-December club year. Junior memberships are available for those aged 16 and under, and are priced at \$5.00 per year. Family memberships are available for an extra payment of \$2.00 per year per family member. Members in good standing are entitled to vote in all club matters, run for office, enter club contests, judge in all club contests, and receive a copy of the club’s monthly newsletter. Hal’s Hobby Warehouse on Bessemer in East El Paso also offers club members a discount on purchases of models and modeling materials. The exact discount is set on a sliding scale. Our club meetings are generally held on the 1st or 2nd Sunday of each month at 2.00 p.m. in the Fellowship Hall of St. Paul’s United Methodist Church at 7000 Edgemere Blvd (please see the map below). Schedule changes are published ahead of time in the newsletter.

Our Year 2014 Club Officers

President
John Estes **915-598-6957**
 IPMS #3498

Vice-President
Bill Coster **915-585-1508**
 IPMS #32598

Vice-President
Mike Drapes **915-584-7597**
 IPMS #29119

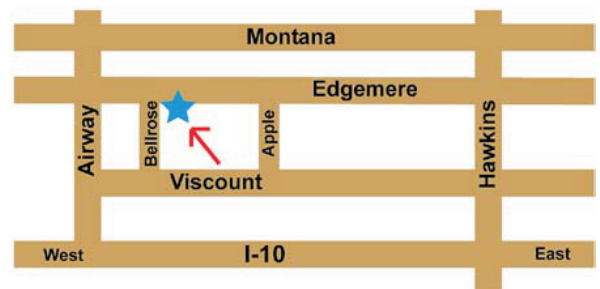
IPMS Liaison
Gustav Hebrok **915-779-5082**
 Chapter Contact IPMS #4058

Web Master
Mike Drapes **915-584-7597**
 IPMS #29119

Photography & Newsletter Layout:
Fabian Nevarez

Where We Meet

Fellowship Hall of
**St. Paul’s
 United Methodist Church**
 7000 Edgemere Blvd



A reminder, dues for 2014 are due at this time.

Charlie Flores has suggested that we do not meet on the first Sunday in February as it is the day of the Super Bowl. I guess we should think about this for the coming year. Usually this meeting is the best attended of the year or so it seems.

Joe Martinez sent me a picture of his latest figure, a 1/9th scale bust of Abraham Lincoln. Joe did not attend the meeting as he usually works on Sundays at his retirement job. I think that we will be able to publish the picture of a truly great piece of work.



Michael Kennedy had a nice Hobby craft 1/48th scale F8F-1 Bearcat done in the rather unusual scheme for some, "Beetle Bomb" markings. Michael added seatbelts, harnesses, aerials and antenna. Michael used a white under coat for the yellow finish, as the Brits say, highly recommended for a good yellow color.

Thanks to **Fabian Nevarez** for the pictures and layout of this and the January issues of the GLUE. Fabian has also given us a Great new format with lots of color. The last two months I have had the copies we give out at the local hobby shop printed at Office Depot.



In the Blue Angels' early years, the demonstration included a mock dogfight with an all-yellow "enemy" aircraft nicknamed the "Beetle Bomb". This role was originally undertaken by an SNJ but as the Blues transitioned from the F6F Hellcat to the F8F Bearcat, the SNJ was traded for an yellow F8F of the same name. Three F8Fs would perform the maneuvers until the enemy would attack the three Bearcats to begin a dogfight. At this point the fourth F8F would join the group that would then split into two two-plane sections to pursue the enemy. The enemy pilot would always lose the fight ending in his aircraft hurdling towards the ground in smoke and a dummy thrown out to represent the pilot bailing out.



Designed to emulate a captured Focke-Wulf Fw 190 and to outperform the Japanese A6M5 Zero, the Grumman F8F Bearcat was first flown on August 21, 1944. This single-engine US Navy aircraft was Grumman's last piston-engined fighter, possessing a number of innovative features including uniquely "detachable wingtips," which would snap off if g-forces reached a certain level. Though the Bearcat was considered one of the best-handling piston-engined fighters in history, it didn't become operational after the end of WWII. Still, the Bearcat earned an important place in history through its postwar service with the US Navy and its use by the Blue Angels aerobatic performance team.

Show & Tell


Jose Roldan brought in the box a Mobelius model of the "SeaView" from the movie, Voyage to the Bottom of the Sea. This model must be at least 40 inches long. Jose also brought a nice 1/200th scale Aurora Godzilla. Jose also had an A6M2-"Zero" built from the Pegasus 1/48th scale kit. As a WIP, Jose had a couple of "War of the World's War Machine tanks.

Clifford Bossie had several models to show. At the local hobby shop on Saturday, he was challenged to purchase a kit and to actually start to build it. Cliff accepted and he had a Revell Tiger II in 1/72nd scale that he started right away and had the track and lower part of the tank assembled and painted. He plans to work on it until finished in a week or 2.

Aurora Godzilla in 1/200th scale
by Jose Roldan



Pegasus A6M2 Zero in 1/48th scale
by Jose Roldan



Other models brought by Clifford were a Tamiya Tiger II in 1/35th scale. He also had an F-84E built from the HobbyBoss 1/72nd scale kit. He had an F4F-3 in 1/72nd scale made from the HobbyBoss Yellow Wing release, but he had to do a good of work to convert this to an F4F-3 as the kit is not what is advertised in the box. Cliff has been working on a FB-111A prototype using the Revell kit. Actually Revell has not made an FB-111A so this is an effort of love.



Monogram 1/48th scale TBF-1 Avenger
by James Coleman

James Coleman was back and he brought a Monogram 1/48th scale TBF-1 Avenger done in the markings of George H. W. Bush. Gloss Sea Blue is good.

Jose C. Diaz was back and he brought one of his scratch built paper buses. This time it was a 1962 GMC in the Mexico City Bus Line markings. The scale was 1/32nd. Nice. Jose became our 28th paid up member for 2014..



HobbyBoss F-84E in 1/72nd scale
by Cliff Bossie

Carl Webster had a series of armor models to show. In fact, the tread heads were represented quite well at the meeting. From Carl:

An M32E-8 ARV of the IDF which was a Dragon/ Testor's kit bash. He also had an M-10 from WWII. This model was an AFV kit. Another kit bash was an M10 on an M4A3 hull to make a "What If" M10A3-E8. He also brought a Legend Magach 7A conversion for the Tamiya M60 hull which the Israeli's used to update their M-60 series tanks.

Show & Tell



Scratchbuilt 1962 GMC bus in 1/32nd scale by Jose C. Diaz



Carl Webster's M32E-8 ARV in 1/35th scale

Joseph Roper had a 1/32nd scale Hawk Missile site. Most of the equipment, if not all is scratch built and has been corrected from any of the previous model kits issued. Joe has been working on this for some time but did not furnish any info.

Marco Gonzalez came late to the meeting, but got there in time to get his Meng 1/35th scale Israeli Army Caterpillar model photographed. The photos however, show some really great work on this WIP.



Carl Webster's 1/35th scale "What If" M10A3-E8


WIP WORK IN PROGRESS

Photos by
Fabian Nevarez



Marco Gonzalez's 1/35th D9R Bulldozer


Cliff Bossie's FB-111A in 172nd scale



Joe Roper's in-Progress Hawk Missile Battery



Cliff Bossie's King Tiger tank in 172nd scale



Carl Webster's kit-bashing projects in 1/35th scale

Meeting Clips!

Photos by
Fabian Nevarez
& Mike Kennedy



Cliff Bossie and Duane Velasques



Fabian Nevarez with John Estes



Mike Drapes & Mike Kennedy



Joe Roper and Ruben Martinez



Roy Lingle with James Coleman



Jose Roldan (background) & Carl Webster

Musing and other inane stuff

by JOHN ESTES

There were several good discussions about what to do to finish a model in relationship to what was the usual or shown in pictorial research. Some other discussions were about actually modeling or just talking about modeling. Mentioned was some of the HyperScale comments about reviews, kits and some of the questions asked by modelers, usually for help.

Recently I forwarded the newsletter "Just Glue it" from Jacksonville, Florida. That newsletter had several web sites listed as of being of interest to modelers.

I keep thinking that would be a nice addition to our newsletter, but I need to get permission to do a cut and paste from some of the other newsletters as

I do not spend that much time browsing the web.

I had planned to bring some finished stuff to show, but I ended up melting a hole in my Styrofoam work area

with about 1/4th tea spoon of MEK. Maybe next month, huh? Ha ha.

Our March meeting will be on March 2, same time, same place.

john estes



IPMS/USA NEW MEMBER APPLICATION

IPMS No.: _____ Name: _____
Leave Blank First Middle Last

Address: _____

City: _____ State: _____ Zip: _____

Phone: _____ E-mail: _____

Signature (Required by PO): _____

Type of Membership: Adult, 1 Year: \$25 Adult, 2 Years: \$49 Adult, 3 Years: \$73
 Junior (Under 18 Years): \$12 Family, 1 Year: \$30 (Adult + \$5, One Set Journals) How Many Cards? _____
 Canada & Mexico: \$30 Other / Foreign: \$32 (Surface) Other / Foreign: \$55 (Air)

Payment Method: Check Money Order Credit Card (MC / Visa Only)

Credit Card No.: _____ Expiration Date: _____

If Recommended by an IPMS Member, List His / Her Name and Member Number:

Name: _____ IPMS No.: _____

IPMS/USA

P.O. Box 2475

Check out our webpage: www.ipmsusa.org

North Canton, OH 44720-0475