


DIMENSIONS



IPMS/Ocala
President: Joe Caputo



Tom Williams with his 2nd place Swordfish

It's All About Fun!

Random Thoughts & Musings

By Joe Caputo

Hi Guys and Gals,

Happy 30th Birthday! Yes, IPMS Ocala has reached the 30 year mark! We'll be celebrating this month with an in-club contest, and a cookout. I've sent out information concerning both to each of you. Please let us know if you plan to attend (and if you'll bring a guest), as it will affect how much food we purchase. It should be another fun evening, and a good kick-off into the holiday season.

I've been asked to keep this month's RT&M shorter than usual. I'd like to remind you all, of our "schedule" for November and December. First off, we're moving the meeting night up by one week because of the holidays. November's meeting will be on Nov. 21st. December's meeting will be on Dec. 19th, at our usual time and place. November's meeting will be our semi-annual Swap N Sell, December's meeting, our "Christmas" party, will be our Chinese auction. In November, we 1) start collecting cans for the needy, 2) start collecting dues for 2014, and begin nominations for club officers. December, we collect more cans (2 per member, per meeting), finish collecting club dues, and hold elections. At least that's the program so far. Of course you'll be hearing discussion on all the above at the meetings.

I would like to thank all the hard working guys of IPMS Orlando, who worked tirelessly to put on another spectacular "Modelpalooza". Anyone who missed this show/contest really missed one of the premier events of the modeling season. I have yet to meet anyone who didn't have a great time. Congratulations to our own Tom Williams, who won a "silver" for his fine 1/48 Fairey Swordfish (that's an airplane. Mark), as well as Jack Mugen, a

INSIDE THIS ISSUE

Random Thoughts & Musings	2
Newsletter Poll	3
Show and Tell	4
Another Look At The High Price of Models	6
Bases and Stands	7
Details	8
Meeting Themes	9
Club News	10
FOR SALE! / WANTED!	12 & 13

bronze, for his "S"Boot diorama, and Ed Ingersoll, a bronze, for his great, little motorcycle, and a second one for a WWII truck. John Sadler also got an honorable mention for one of his tanks. WELL DONE guys!

As promised, I've kept this down to a third its usual size. All that's left to say is, "see you all at the October meeting!" It's going to take all of us to pull this thing off, and I'm sure we're all going to have a good time. I can't wait! 30 years....just think...



Newsletter Poll

Octobers Poll Question: Do you think IPMS leadership has done or is doing a good job?

“Talk about a loaded question! All IPMS leadership is on a volunteer basis. You get what you pay for..... All the good intentions in the world can't make up for leadership qualities and vision. I'm sure they're doing, and always have done, their very best. As in everything else, some are, or have been, better than others. I get the feeling sometimes, that IPMS is "treading water", instead of moving forward. While I would like to see us move forward, but, I'm thankful for the volunteers who have "treaded water", instead of letting us sink.”

“A "good" job...hmmm

It depends on your criteria.

If maintaining IPMS as an organization is success, then yes.

However, if one would think of an expanding membership base, greater visibility of the hobby, prestige among all hobbyists and an improved retirement package for aircraft builders... then No they are not a success.”

“NO, I do not think that the leadership of I.P.M.S. is doing anything but treading water. It seems like a “good old boys club”, indifferent to what the true model builders wants or needs. Any critical comments are swept away.”

“HELL NO!!!!”

“If you are talking about our local IPMS club.....I have NO complaints whatsoever!


As for national IPMS, sometimes personal politics and conflict can leave bad scars. When anyone holding office with IPMS on this level reaches the point he or she can no longer be a good listener and attempts to "force feed" their ideas and thoughts on others without question, I feel it is time for that person to step down, go home and build his models in his closet. Let us be reminded that it is CHANGE, new products, fresh young minds and open mindedness that has kept our hobby alive. I believe most all of us were raised well and taught life's' most important values. One of them being the absolute fact that we cannot do anything at all, about the way a person acts. All we can do is control the way we "react"! Building models is supposed to be FUN. Let's keep it FUN!”

“Well IPMS provides insurance, the “Journal”, and they do the Nationals every year. Other than that I don't know what else they do. I guess the real question is what do you expect them to do? They are volunteers. I think they are doing a job weather it is good or bad depends on the job. If the job is setting strict guide lines for how models are to be judged, or promoting the hobby then I would say it's a poor job. If their job is only the Nationals then I would say they do an OK job.”

Show and Tell



K-74 by Ed Ingersoll




Danbury Hot Rod by Robert James



F-106 by Mark Fidler




White Race Car by Paul White



F-86 Sabers by Dan Murtz



F-102 by Jack Mugan



Cylon Raider by Robert James



Black Race Car by Paul White



N scale RR Bridge by Gerrard Gaufillet



Opel Blitz by Dan Murtz



Another Look At The High Price of Models

By Ed Bonthron

I've heard all about the price of oil and how that affects our hobby. I've heard about the import taxes and I've heard about the high cost of producing molds and how a company should be able to recover those costs. I've heard that everyone gets a little mark-up to make a profit. In my sixty plus years I think I've heard it all!


I don't consider myself a whiner but I'm a little tired of the explanations. How much plastic is really in that little box? How much R & D is involved with molds that have been around as long as me (or even more)? I wonder just how much mark-up is really involved as everyone in the chain gets his piece of the pie.

I don't know what the R & D costs are on the new kits being produced and thirty or forty dollars for a larger kit is not unreasonable. But, now we see tiny aircraft with a wingspan of three or four inches getting there. Still, we're looking at new tooling and even though exorbitant to me I guess it may be justified. I personally can't bring myself to spend that kind of money for something that small.

So what is the answer? I will buy an older kit and work on it to bring it up to standards. The problem is, those older kits are getting way out of my reach. For example, a Revell B-17 (The old Memphis Belle molds) now lists for \$45.00. That's a kit that was less than \$5.00 back in the day. Now how can that be justified? No more plastic. No new R & D, just an old kit re-boxed and sold for nine times its original cost. Oh yea, the box is probably a little bigger! (Have you noticed how some of these newer offerings seem to hide in the corner of the box when opened?) I saw the old Monogram B-52/X-15 kit "on Sale" today for \$69.00, "ON SALE"!

I know mine wasn't \$20.00. That must be at least \$40.00 worth of plastic!

Well, I purchased a Frog/Novo Supermarine attacker on E-Bay recently for less than ten dollars and snickered to myself while waiting for it to arrive. What a buy, I practically stole it! Did you know that some of the early frog kits had no cockpit detail, just a pilots head sticking up, and you can see right through from front to the rear? I guess I better get working on it before I start ranting on about old kits too.



Bases and Stands

By Jacob Duryea

At last September's meeting we discussed bases and stands. Pretty much anything can be used as a base. A good start for a base if you're doing dioramas is an old picture frame. You can even use a rock like we have seen at some of the contests. If you building a diorama most likely you will have to build a base to the size you will need. All that is needed is a piece of wood and some molding to dress up the edge.

When it comes to stands the materials are endless. You can use almost anything, some are cheaper than others but again it all depends on what and where you want to display it. If you built a model with lots of detail on the underside a mirror will be your best choice to show off all that hard work. If you want to dress it up a little, glue it to a piece of wood and finish it with molding or trim work.



The simplest base would be piece of wood stained and clear coated. Again you can dress it up a little with a router. Just zip the edges with a router and presto you turned a plain piece of wood into a nice decorative base. I like to glue some felt to the bottom of my stands. This prevents it from scratching the furniture, and it makes your base look like it was professionally made.

Stands can be used on all types of models. Most plane and sci-fi models that are on stands are in flight. A piece of metal or plastic rod can be used to give your model flight. To attach the rod you can either drill a hole or glue a magnet to the end. Magnets allow you to remove the model for easy transport and cleaning. The plus side to using a magnet is it prevents your model from being knocked off by a slight bump.

Ship models are often on stands but are much shorter. You can make a mold of a candle holder and cast it to use as a stand for a ship. The types and style of materials is endless. From wood to Granite from plain to fancy there is a display stand for any décor. Ships would look good on a nice piece of marble or granite. If you think that granite or marble are too expensive. Check around at some of the granite shops. They almost always have scrap pieces. The same goes for cabinet shops. They always have scrap pieces of high quality wood that will look very nice stained.



Details



Meeting Themes for the Year

Month	Theme	Program
• January	TBA	TBA
• February	TBA	TBA
• March	TBA	TBA
• April	TBA	TBA
• May	TBA	TBA
• June	TBA	TBA
• July	TBA	TBA
• August	TBA	TBA
• September	TBA	TBA
• October	In-Club Contest	30 th Anniversary cookout
• November	Post-Apocalyptic /six (zombie time?)	Swap N' Sell/ Cans/ Dues
• December	Party Time! (Merry Christmas)	Cans/ Dues

It's All About
Fun!

Websites of Interest

<http://www.ipmsusa.org/>

<http://www.scalemates.com/>

<http://imodeler.com/2012/10/how-to-paint-figure-faces-with-an-airbrush-a-video-tutorial/>

[HyperScale – An Online Magazine for Aircraft and Armour Modellers](#)

[imodeler](#)

[Tony Matteliano's Scale Model Index](#)

[Swanny's Models](#)

Do you have a website you would like other to know about? Let us know and we will share it with everyone.



Club News & Events

- Next meeting is October 24th at Trinity Lutheran Church. Set up starts at 5:00 P.M. Chow starts at 6:00 P.M.
- November's meeting will be the 21st and December's meeting will be the 19th at Trinity Lutheran Church at 7:00 P.M.
- October we will have our in club contest.
- At October's meeting we will enjoy a cookout to celebrate our clubs 30th anniversary.
- AMPS club meeting will be held on the 3rd Saturday of every other month. Next meeting is Nov. 16th at Camp Blanding.

Letter from the Editor

Hello Again everyone.

Don't forget to bring your appetite to the meeting and you're in club contest model entry. I would like to say sorry for not having the second part of my "high cost of models" article but work and other things have been taking up much of my time as of late.

Again you can feel free to write anything for the newsletter. If you want to let us in on what you're working on or if you have a model you want to tell us about, or warn us about. Let us know. Maybe you found a new tool or idea. I'm sure we would all like to know about it. Maybe you have something you want to know about like rigging ships or planes. Write up a little article asking what you want to know and maybe someone can write a response that we can all learn from.

Club Contacts

President

Joe Caputo

Konda24@aol.com

Vice-President

Mike Knowles

preacherknowles@gmail.com

Secretary-Treasurer

Dan Murtz

danielmurtz@yahoo.com

Club Contact and Club Librarian

Duane Wilson

Dmw976@aol.com

Newsletter Editor

Jacob Duryea

OcalaPMSnewsletter@gmail.com

Store Discounts

Rob' Hobby World

8802 SW ST RD 200

Ocala, FL 34481

103rd Street Plaza

(352) 854-2799

www.robshobbyworld.com

10% discount

A Novel Idea Bookstore

Chapter One

2019 E Silver Springs Blvd.

Ocala Shopping Center

Ocala, Fl. 34470

(352) 351-9475

Chapter Two

3131 SW College Road

(Across from the Paddock Mall)

Ocala, Fl. 34474

(352) 390-8662

www.anovelideabooks.com

10% discount

IPMS/USA MEMBERSHIP RENEWAL FORM	
IPMS No: _____	Name: _____
Address: _____	
City: _____	State: _____ Zip: _____
Phone: _____	E-mail: _____
Signature (required by P.O.): _____	
Type of Membership: <input type="checkbox"/> Adult, 1 year: \$25 <input type="checkbox"/> Adult, 2 years: \$49 <input type="checkbox"/> Adult, 3 years: \$73	
<input type="checkbox"/> Junior (under 18 years): \$12 <input type="checkbox"/> Family, 1 year: \$30 (only 1 Journal) How Many Cards? _____ (Write family member names on back)	
<input type="checkbox"/> Canada & Mexico: \$30 <input type="checkbox"/> Other/Foreign: \$32 (Surface) <input type="checkbox"/> Other/Foreign: \$55 (Air)	
Payment Method: <input type="checkbox"/> Check <input type="checkbox"/> Money Order <input type="checkbox"/> Credit Card (MC/VISA only)	
Credit Card No: _____	Exp. Date: _____
IPMS/USA Renew Online at www.ipmsusa.org	
P.O. Box 2475 North Canton, OH 44720-0475	

