



Proud member of IPMS USA <http://ipmsusa.org>

[www.lisms.org](http://www.lisms.org)

# RED, WHITE & SPRUE

Volume 20 Number 9

★ LISMS NEWSLETTER ★

September 2013

## IN THIS ISSUE

- Kit Review-1/48 P-80A-Shooting Star
- Seen on the Table
- P-80A Photo Essay





Next meeting date:  
**Monday, September 20<sup>th</sup>**  
**7:30 pm to 10 pm**  
**Levittown Public Library**  
1 Bluegrass Lane, Levittown, NY.

#### Executive Board

President: **Robert DeMaio**  
631 707-3442  
taurleo@optonline.net

Vice President: **Roger Carrano**  
347 531-6719  
jeepnot@aol.com

Corresponding Secretary: **Fred Seitz**  
631 581-1990  
seitzfjs3@gmail.com

Secretary: **Doug Tantillo**  
516-541-7576  
dtantill@optonline.net

Editor: **Steve Muth**  
516 671-9456  
sgmuth@optonline.net

Graphic Design: **Al Zygier**  
718 793 4186  
azygier@verizon.net

Contest Chairman: **Fred Seitz**  
631 581-1990  
seitzfjs3@gmail.com



Model:  
Photo: **John Musolino**



## IN THE PILOT SEAT

Get those models ready that you have been building for we have a club contest this month! Yes I've been watching those models month after month displayed on the tables and now that summer vacations are over, it's time we do a little competing. The date is Monday September 16th.

Looking ahead to October, we will have our auction again for all. We are inviting the Suffolk club members as well, and send the word out to any modelers who wish to join in to buy or sell! There isn't any cost to people who want to sell their goods.

Well, the 1/32 scale HK Model kit of the B-17G is out and circulating the market. I missed the August meeting and haven't heard if anyone bought it and brought it to the meeting. I got a good look at it and it's huge! The kit comes with a wall mounting bracket for those builders who don't have a cabinet big enough. I can't imagine a B-24 Bomber if ever produced. A 1/48th scale is big enough for me! If you want this B-17 kit, consider calling Gene Bagnoli for the cheapest price anywhere.

It's firm that the IPMS 2015 Nationals will be held in Columbus, Ohio, same convention site of the previous Ohio Nats. I have to say, it was worth the trip. Roger and I drove to that Nats and once we parked the car, we didn't have to move it. We took the Dayton Air Museum trip via the bus. From what I was told, there were no other bidders for the 2015 Nationals.

A word about the show calendar and the fall shows due up. AMPS East is now called Armorcon in Danbury, CT, a two day show in a Crown Plaza Hotel. The Hudson Valley Historical Miniatures Group in Poughkeepsie, NY puts on a nice one day show. The LIAPS and Miniatures clubs have their one day shows in November. All of the shows are a great place to mingle with peer modelers.

It appears that the American Airpower Museum will be sharing space at Bethpage Military Museum to display the military vehicles. No word when vehicles will be transported over to Bethpage, or how admission prices will be affected. We will be holding up printing flyers in any quantity until we see how this will impact our flyer advertising.

Please submit any kind of hobby reviews to Steve Muth, our newsletter editor. It could be about a kit, paint, magazine, accessories, or reference books. Steve is at most meetings and will be happy to advise or assist you organize it info. There is a form already on our website to help you get started if you haven't done this before. Steve also is publisher of a series of aircraft walk around photos that focus on cockpits, landing gear, wheel wells, etc. Speak to him about what he has to offer. I also would like to know what you want to see us provide for a hobby clinic. We are open for suggestions.

Keep building those models!

*Bob*





# 1/48 P-80A SHOOTING STAR

by Hobby Boss, # 81723

Reviewed by Steve Muth

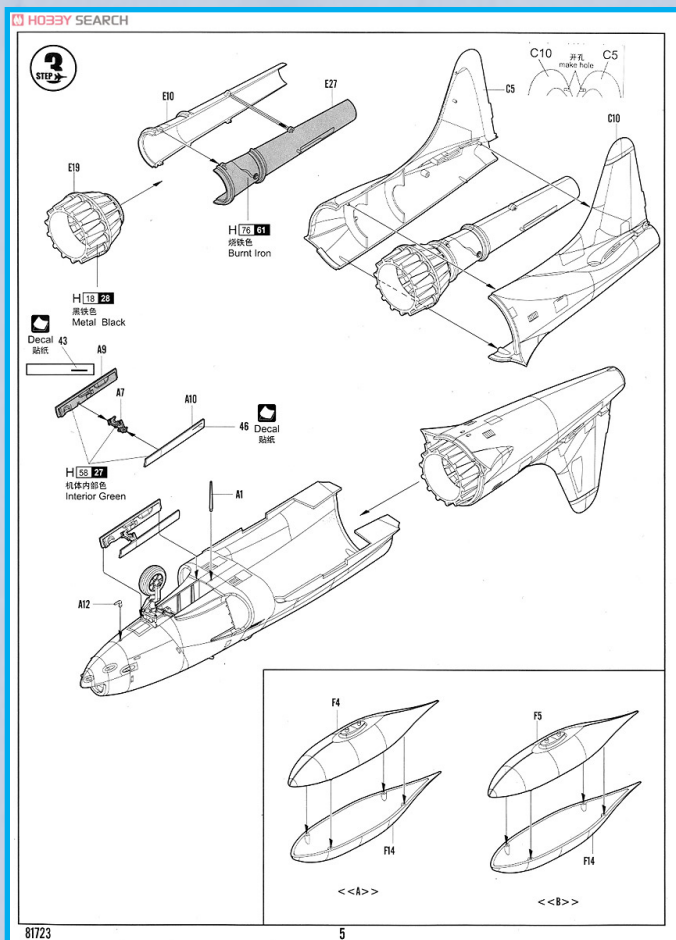
At last a new mold P-80! A P-80A no less. Whoda thunk! And, it is better than the venerable Monogram kit of the P-80C. It is not without its faults but it is good and only the sticklers will grumble a bit. But, first a bit of back ground.

The contract for Lockheed's XP-80 was approved by General Hap Arnold on June 23rd, 1943. It was to be powered by a British H-1 Goblin jet engine and was to have a

laminar flow wing. On November 8th, 1943 it was rolled out and trucked to Muroc Dry Lake Army Air Base and on the 9th the Goblin was fired up for the first time. It was accepted for flight on the 15th. Problems with delivery of the Whittle H-1 engine dictated a change to an improved version by General Electric, the I-40. It was slightly larger and this required a major redesign of the airframe. This new version was the XP-80A. It was flown on June 10th, 1944. With 1600 Lb more thrust it achieved a top speed of 561mph. Thirteen YP-80As were built and 2 went to Italy and 2 to England for service evaluation.

The production P-80A was essentially the same as the YP-80As. The GE I-40 engine was redesignated the J-33 and was manufactured by Allison. The early models were painted "Pearl Gray" (Some sources say ANA 512) and were puttied and sanded for a smooth gloss finish. This proved difficult to maintain and was dropped shortly in favor of a natural metal finish. Eventually 525 P-80A aircraft were built.

P-80A-1s retained the nosed landing light but the P-80A-5s had the landing light relocated from the nose to the nose landing gear strut and an automatic direction finder was fitted in the nose where the landing light had been. This is easily recognized because the cover on the nose is black. P-80A-1s had S/Ns in the range 44-84992 to 44-85336 while P-80A-5s had S/Ns in the range 44-85337 to 85491 and 45-8301 to 45-8363. All P-80A and B models had the canopy located 9 inches further back than the C models. The aft cockpit bulkhead was the in the same location for all models. This necessitated moving the cockpit forward 9 inches when an ejection seat was fitted on the C models and possibly on some As and Bs that were retrofitted with ejection seats.. Fox 3 Studios made a conversion set for the conversion of the Monogram kit (From a C to an A or B) with instructions for the conversion.



continued on p 4


So, now to the kit. It is packaged in a sturdy top opening box with attractive art work. The 8 page instruction booklet is adequate with 10 assembly steps. However, the color information for the cockpit, landing gear and internals is missing. On the plus side there is a parts tree. There are decals for two aircraft, one set for an aircraft of the 56th FG and one set for an aircraft of the 61st FG. Registration looks good and they appear to be opaque. They are both natural metal machines. Stenciling and an instrument panel for one aircraft are provided. As an aside – Microscale has two sheets: #48-035 for “Rhapsody in Rivets” and 48-107 for “Maximum Goose” and Minimum Goose”.

As far as the plastic goes, there are 7 clear parts, 98 dark gray styrene parts and one PE fret with 6 pieces for seat belts. Three different external tank types are provided and the breakdown of the parts indicates other variants will be produced (i.e. T-33 and P-80C. I’m not sure if a P-94A can utilize the basic parts but maybe). Mold quality is good with no flash or sink marks visible on my kit. All ejection pin marks are very subdued and in innocuous places. The Horizontal stabilizers and elevators are in two pieces but are molded such that the aft join is at the elevator hinge line so the trailing edge is can be made very sharp. None of the control surfaces are

pose able. The Cockpit and wheel wells are well detailed. Paneling and rivet detail are nice but not overdone. Of course, if you choose to model a pearl gray bird you will have to sand and fill almost all of it. The landing gear struts are nicely done too. No ground crew or pilot figure is provided, nor is there a complete engine. Only the burner cans, turbine area and exhaust pipe are supplied. The fuselage splits aft the trailing edge of the wing. The wheels look good but better ones will probably be available on the aftermarket.

There are a few minor issues. Many P-80A-1s had the landing light fixed in the nose as did some P-80A-5s. Later models had a direction finder in that location with the landing lights fixed to the nose landing gear strut. Some early models were retrofitted with this arrangement. The DF equipped aircraft had a black radome in place of the clear landing light lens. The second issue is the seat. P-80As were built with standard seats, not ejection seats. Again, some P-80As may have been retrofitted with ejection seats but they were not made that way. This retrofit necessitated moving the cockpit 9 inches forward to make room for the seat. Thus, in aircraft not fitted with an ejection seat the cockpit and canopy is/was 9” further back.

Personally, I can’t comment on the fit but there is nothing apparent that would lead me to believe it won’t be good. All in all, a good kit of a rare variant well worth the price. 🐔



continued from p 4



4	4 <sup>1b</sup>			4	PN-464
7	8			6	PN-464
FN-033	9			12	USAF
FN-033	13			16a	USAF
FN-033	17			16b	USAF
FN-033	18	485464	19	485033	20
22	23	24	25	26	27
28	29	30	31	32	
33	34	35	36	37	38
39	40	41	42	43	44
45	46	47	48		

F-80A Shooting Star fighter Scale: 1:48 Hobbyboss No.:81723




# Seen on the Table

AT THE AUGUST 19<sup>TH</sup> 2013 MEETING

All photos by Steve Muth  
unless otherwise noted.

There were 12 models on the table. They varied from a Model T chassis in work to a Prince of Wales battleship. There were planes, cars, a ship, and an APC in work. Scales varied from 1/10 to 1/72. Enjoy. 🚗



1/16 Model T chassis  
by Matt Kozerski



1/32 Bf 109G-6  
by Mike Masters

1/24 Plymouth Road Runner  
by Steve Martens



continued on p 7

continued from p 6

1/35 VT-34 Recovery vehicle in



1/48 F-105  
by Steve Martens



1/72 A balsa XF9F-9 (F11F  
Prototype) by Duane York




1/72 MiG-9 by Ray O'Neill

continued on p 8

continued from p 7



1/72 yak-3  
by Ray O'Neill



1/350 Prince of Wales  
by Doug Tantillo

continued on p 9



continued from p 8



A superb 1/10 Superbird  
by Eric Goldschrafe



A two fer - a 1/72 LeO 30 Autogiro and a D.510  
by Mike Masters



A work in process - a resin Felixstow F.2A by Ray O'Neill

# Photo Essay



By Steve Muth

## P-80A SHOOTING STAR

Aimed at modelers and aviation enthusiasts, this photo essay focuses on the details and internal colors of the P-80A aircraft at Planes of Fame Air Museum at Chino, CA. Walk around photos and, where available, internal details are the main thrust of the images with an emphasis on cockpits and landing gear. All Photos by the author unless otherwise noted. The photographs were taken on January 25th, 1997 and April 23rd, 2008 🇺🇸



*P-80A-5-LO POF Cockpit right forward with instrument panel*



*P-80A-5-LO POF Cockpit left with seat*




*P-80A-5-LO POF Cockpit left forward with IP*



*P-80A-5-LO POF Cockpit left rear with seat back*


*continued on p 11*



*P-80A-5-LO POF Cockpit floor*



*172. N2355 P-80A-5-LO POF Nose landing gear left*



*P-80A-5-LO POF Nose landing gear well forward*



*P-80A-5-LO POF Nose landing gear well aft*



*P-80A-5-LO POF Nose landing gear well roof*



*P-80A-5-LO POF Left main landing gear strut inboard*

## Show Calendar Listing for 2013-2014

See Bob DeMaio for details

Date	Event & Location	Website	Day
Sept. TBA	AMPSEAST 2012 Crown Plaza Danbury	<a href="http://www.militarymodelers.org">www.militarymodelers.org</a>	Fri-Sat
Oct. TBA	Model Fest '11 Knights of Columbus Hall 625 Bridgeport Avenue Milford, CT 0646	<a href="http://www.ipmsstratford.org/">http://www.ipmsstratford.org/</a>	Sun
Oct. 19	HVHMG Elks Lodge 29 Overocker Road Poughkeepsie	<a href="http://www.hvhmg.com">www.hvhmg.com</a>	Sat
Nov. 9	LIARS Freeport, NY	<a href="http://www.wix.com/liarsmodelcarclub/liars">http://www.wix.com/liarsmodelcarclub/liars</a>	Sat
Nov. 16	Long Island Figure Show Freeport Recreation Center Merrick Rd. Freeport,	<a href="http://www.longislandmodelsoldiers.com">http://www.longislandmodelsoldiers.com</a>	Sat
May 2 & 3 2014	Noreastcon 43 American Airpower Museum 1230 New Highway Farmingdale, NY	<a href="http://www.lisms-ipms.org">http://www.lisms-ipms.org</a>	Fri-Sat

### SUPPORT YOUR LOCAL HOBBY SHOP

The following Hobby Shops have supported us and are supporting us by paying for ad space here and on our web. Some have also donated raffle prizes for our meetings and our annual RepLIcon. We owe it to them to patronize their store even if we could buy the item for a slightly lower price mail order or on the web.

And don't forget to mention that you are a member of the LISMS and appreciate his or her support. Everybody likes a thank you.

Depending upon the size of your purchase, these shops have agreed to provide a possible 10% or more discount if you have our membership card.

#### Alsand's Toy Soldiers Plus

[www.alsandmdseco.com](http://www.alsandmdseco.com)

Alan & Sandy, 848 Long Island Ave. Dear Park, NY 11729, (631)254-2650, Collectibles, Action Figures, Miniature Toy Soldiers, Models, etc.

#### Baseline Model Inc.

Eric, 250 Little East Neck Rd., West Babylon, NY 11704, (631)376-0060, Military Model Specialist, old and new kits bought and sold. Retail and Mail Orders. Closed Mondays.

#### Get It On Paper

Gary Weickert, 185 Maple St., Islip, NY 11751, (631) 581-3897, open every Saturday noon to 5 PM. - Vintage Toys & Model Kits, Automobilia & auto Literature. Model kits wanted.

#### Gold Coast Hobby

[www.GoldCoastHobby.com](http://www.GoldCoastHobby.com)

Charles Gonder, 8 railroad Ave, Glen Head, NY 11545, (516)759-9094, Planes, Boats, Cars & Armor. A full line hobby shop dedicated to customer service.

#### Men-At-Arms Hobbies

James Katona, 134 Middle Country Rd. (Rt. 25), Middle Island, NY (631)924-0583- Excellent selection of lead miniatures-Historical and Fantasy. Plastic Models, War games & Modeling supplies. Books and Magazines.

#### The Marx-Man

John Stengel, (718)418-9439 - We carry an array of toy soldiers in plastic and metal, from HO to 54 mm/60 mm. Die cast vehicles and Dragon action figures.

#### Trainville Hobby Depot

Weekend shows only: website: [www.trainville.com](http://www.trainville.com) and e-mail: [info@trainville.com](mailto:info@trainville.com)



Photo: John A. Musolino/ Model: Caterham Super 7 - 1/12 Scale by Michael Gondor

## MEMBER NOTES

From Freddie Seitz:

[http://www.luckymodel.com/scale.aspx?item\\_no=MG-TS-008](http://www.luckymodel.com/scale.aspx?item_no=MG-TS-008)  
Check out the link here "Tread Heads"

I'm noticing more and more WW I related kits being released from major mfgs.... I know there is a lack of decent armor kits for the First World War, but I see a few more that are coming out that should be of interest to you. Emhar makes a couple of the English and German tanks and armored cars, and now this kit representing the French version, which was also supplied to American units in 1918. Ships categories are also stepping up and I have seen several German battleships and U-Boats. Some of the English ships have now been released in their WWI configuration, HMS Warspite is one example, and in both 1:350th and 1:700th scales! Check your hobby shops or go online, you should be able to find SOMETHING to get working on.....in other words.....GET BUSY BUILDING FOLKS!!

That is all.... Freddie



From Howie Belkin:

Gents  
I got this from long ago member Bruce Drummond and wondered if you want to link it on our websites or email it to the membership. I'm sure you'll enjoy the nostalgia and hopefully inspiration to build! Fred and Hensley - check out the C-47 paratroopers diorama!

<http://www.sheperdpaine.com/gallery/>

Sheperd Paine Gallery



© Sheperd Paine Gallery



## IPMS APPLICATION

Not an IPMS member? Need to renew your standing? You can clip out and mail in the form, download a fill-in copy from the [LISMS.org](http://LISMS.org) web site or visit the IPMS store at <http://www.ipmsusa2.org/store> to submit your application on-line.

### International Plastic Modelers' Society/USA Membership Application / Renewal Form

New       Renewal      IPMS #

Name:

Address:

City/State:       Zip:

Phone:       E-Mail:

Junior (17 or younger) \$12.00

Adult 1 year \$25.00

2 years \$49.00

3 years \$73.00

Family (1 set of Journals) ! Adult fee + \$5.00 X # of cards?

Your Signature:

### PAYMENT OPTIONS:

Check:      Check #:       Amount:

Credit Card:        Master Card        Visa

Card Number:       Exp. Date:

Billing Address  
if different:

Name:

Address:

City/State:       Zip:

Phone:       E-Mail:



Mail Application to: IPMS/USA, Dept. H, PO Box 2475, N. Canton, OH 44720-0475